

# **PARTS MANUAL**

**00. MAINTENANCE  
FILTERS KIT**



<b>FIGURE</b>	<b>REFERENCE</b>	<b>DENOMINATION</b>	<b>AMOUNT</b>
001	KF.24300RE00	FILTERS SET C251/351H STAGE V	1
001.1	MN000027	OIL FILTER, CARTRIDGE	1
001.2	MN000049	DIESEL OIL FILTERING	1
001.3	MN000050	WATER SEPARATOR FILTER ELEMENT	1
001.4	45.01526.00	PREFILTER FUEL/HYDRAULIC	1
001.5	58.01810.00	HIDRAULIC CATRIDGE INTANK	1
001.6	60.20100.00	FILTER ELEMENT	1
001.7	DN000007	OUTER AIR FILTER	1
001.8	DN000008	INNER AIR FILTER	1
002	KM.24300RE00	MAINTENANCE SET 1000H C251H	1

## 02. ENGINE KUBOTA ENGINE

① MOTOR KUBOTA 31.2KW V2403-CR-E5B /  
KUBOTA ENGINE 31.2KW V2403-CR-E5B



FIGURE	REFERENCE	DENOMINATION	AMOUNT
001	24.02100.00	ENGINE KUBOTA V2403-CR-E5B 31,2KW	1
002	MN000049	FUEL FILTER CARTRIDGE	1
003	KU1J45643012	FILTER FUEL OIL	1
004	KU1748097010	BELT	1
004B	KU1712397012		1
005	MN000027	OIL FILTER	1

## 02. ENGINE EXHAUST PIPE

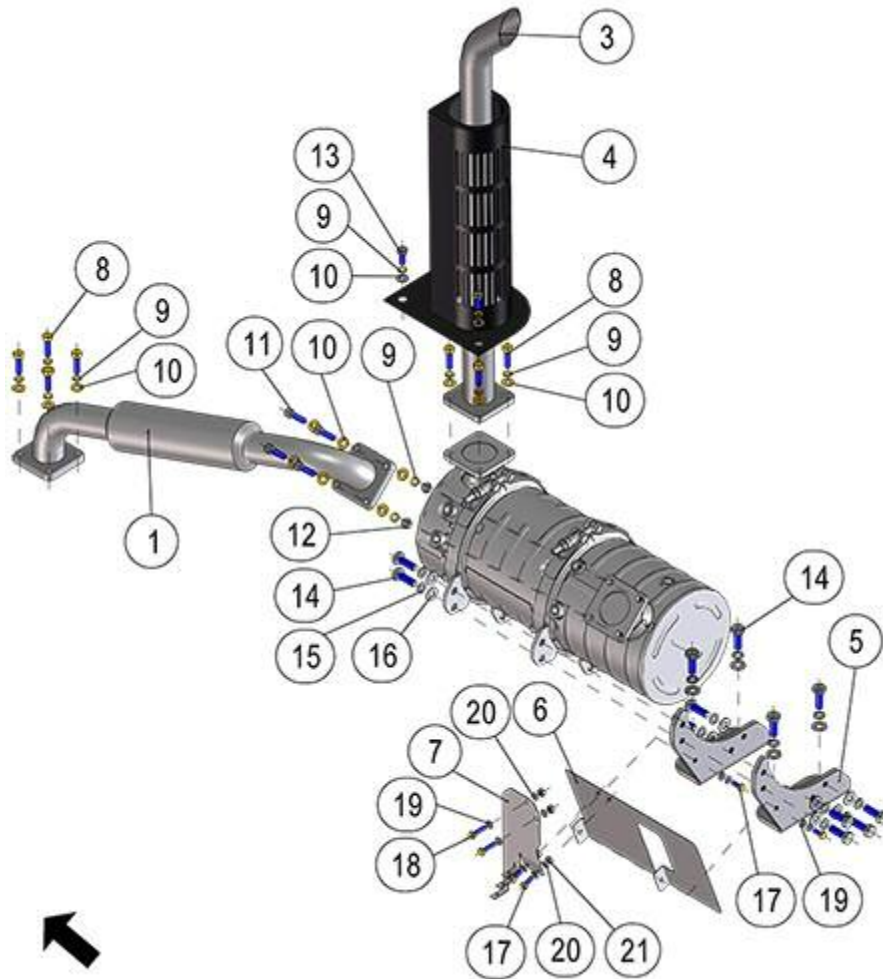


FIGURE	REFERENCE	DENOMINATION	AMOUNT
001	24.02201.00	EXHAUST PIPE	1
003	24.02202.00	EXHAUST PIPE	1
004	24.02208.00	EXHAUST PIPE PROTECTION	1
005	24.02203.00	SUPPORT	2
006	24.02204.00	THERMAL PROTECTOR	1
006	24.02204.00	THERMAL PROTECTOR	1
006	24.02204.00	THERMAL PROTECTOR	1
007	24.02205.00	SUPPORT	1
008	603.08030.86	SCREW DIN933 M8X30	8
009	104.08000.00	WASHER DIN7980 D8	15
010	101.08000.66	WASHER DIN125 D8	19
011	603.08040.86	SCREW DIN933	4
011	603.08040.86	SCREW DIN933	4



011	603.08040.86	SCREW DIN933	4
012	701.08000.66	NUT DIN934 M8X1,25	4
013	603.08020.86	SCREW DIN933 M8x20	3
014	603.10030.86	SCREW DIN933	12
015	104.10000.00	WASHER DIN7980 D10	12
016	101.10000.66	WASHER DIN125 D10	12
017	603.06015.86	SCREW DIN933 M6x15	4
018	603.06025.86	SCREW DIN933 M6x25	2
019	101.06000.66	WASHER DIN125 D6	6
020	104.06000.00	WASHER DIN7980 D6	6
021	701.06000.66	NUT DIN934 M6X1	4

## 02. ENGINE INLET



FIGURE	REFERENCE	DENOMINATION	AMOUNT
001	912.60080.66	CLAMP	3
002	20.02025.00	TUBE MET.	1
003	477.10020.00	RUBBER PROFILE MAT.	1
004	43.01212.00	PROTECTOR	1
005	24.02310.00	ADMISSION TUBE	1
006	64.11042.00	INDICATOR FILTER AIR 50 mbar	1
007	603.08030.86	SCREW DIN933 M8X30	2
008	104.08000.00	WASHER DIN7980 D8	2
009	101.08000.66	WASHER DIN125 D8	2
010	701.08000.66	NUT DIN934 M8X1,25	2
011	603.10030.86	SCREW DIN933	2
012	104.10000.00	WASHER DIN7980 D10	2



013	101.10000.66	WASHER DIN125 D10	2
014	24.02301.00	SUPPORT	1
015	KU1J52010700	PRESSURE SENSOR	1
016	DN000007	FILTER ELEMENT	1
017	DN000008	FILTER ELEMENT	1
018	KU1E54911012	COMPLETE AIR FILTER	1

## 02. ENGINE DELIVERY

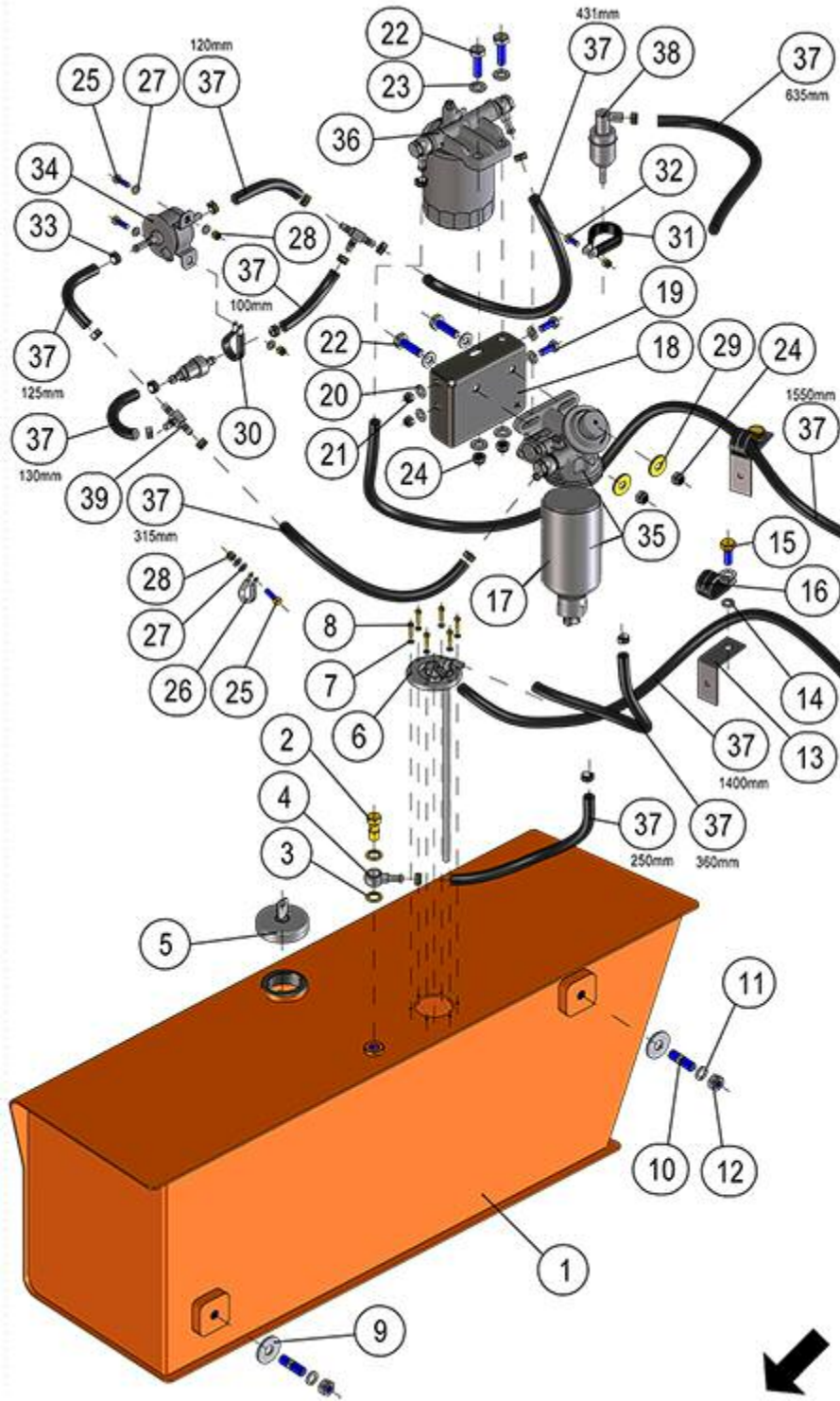


FIGURE	REFERENCE	DENOMINATION	AMOUNT
001	24.02040.00	FUEL TANK 65L	1
002	28.00340.00	SIMPLE SCREW FITTING 1/4 Gx26	1



003	28.00341.00	METALLIC GASKET BUNA D1/4	2
004	45.04106.00	NIPPLE O/TB	1
005	15.01524.01	CAP WITH LOCK 40X72	1
006	10.14287.00	LEVEL	1
007	104.04000.00	WASHER DIN7980 D4	6
008	615.04020.66	SCREW DIN84	6
009	112.12000.66	WASHER DIN9021 D 12X36	2
010	01.00102.00	STUD DIN939 * 40 M12x1,75	2
011	104.12000.00	WASHER DIN7980 D12	2
012	701.12000.66	NUT DIN934 M12x1.75	2
013	55.10127.00	PROFILE 60x60x30	1
014	104.10000.00	WASHER DIN7980 D10	2
015	620.10025.97	SCREW	1
016	830.02510.00	CLAMP	1
017	MN000050	FILTRER ELEMENT	1
018	24.02403.00	FIXING SUPPORT	1
019	603.08020.86	SCREW DIN933 M8x20	2
020	101.08000.66	WASHER DIN125 D8	4
021	711.08000.66	NUT DIN982 M8	2
022	603.10035.86	SCREW DIN933 M10x35	4
023	101.10000.66	WASHER DIN125 D10	6
024	711.10000.66	SHOCK ABSORBER	2
025	603.06020.86	SCREW DIN933 M6x20	2
026	830.01406.00	CLAMP LOOP	1
027	101.06000.66	WASHER DIN125 D6	7
028	711.06000.66	NUT DIN982 M6	1
029	112.10000.66	WASHER DIN9021 D10	2
030	830.02506.00	CLAMP LOOP	1
031	830.03006.00	CLAMP LOOP	1
032	603.06015.86	SCREW DIN933 M6x15	1
033	948.01308.00	SPRING CLAMP Ø13	20
034	KU1G63952031	ELECTRIC PUMP	1
035	KU1J43043350	ASSEMBLY FILTER SEPARATOR	1
036	KU1J45643012	FILTER FUEL OIL	1

**02. ENGINE  
DELIVERY**

FIGURE	REFERENCE	DENOMINATION	AMOUNT
--------	-----------	--------------	--------



037	469.03014.00	HOSE L/P MAT. 8x14	1
038	45.01526.00	PREFILTER FUEL/HYDRAULIC	1
039	46.02199.01	FORT CONNECTOR M / M / M D8	2

## 02. ENGINE

### DELIVERY

CHASSIS: 87427

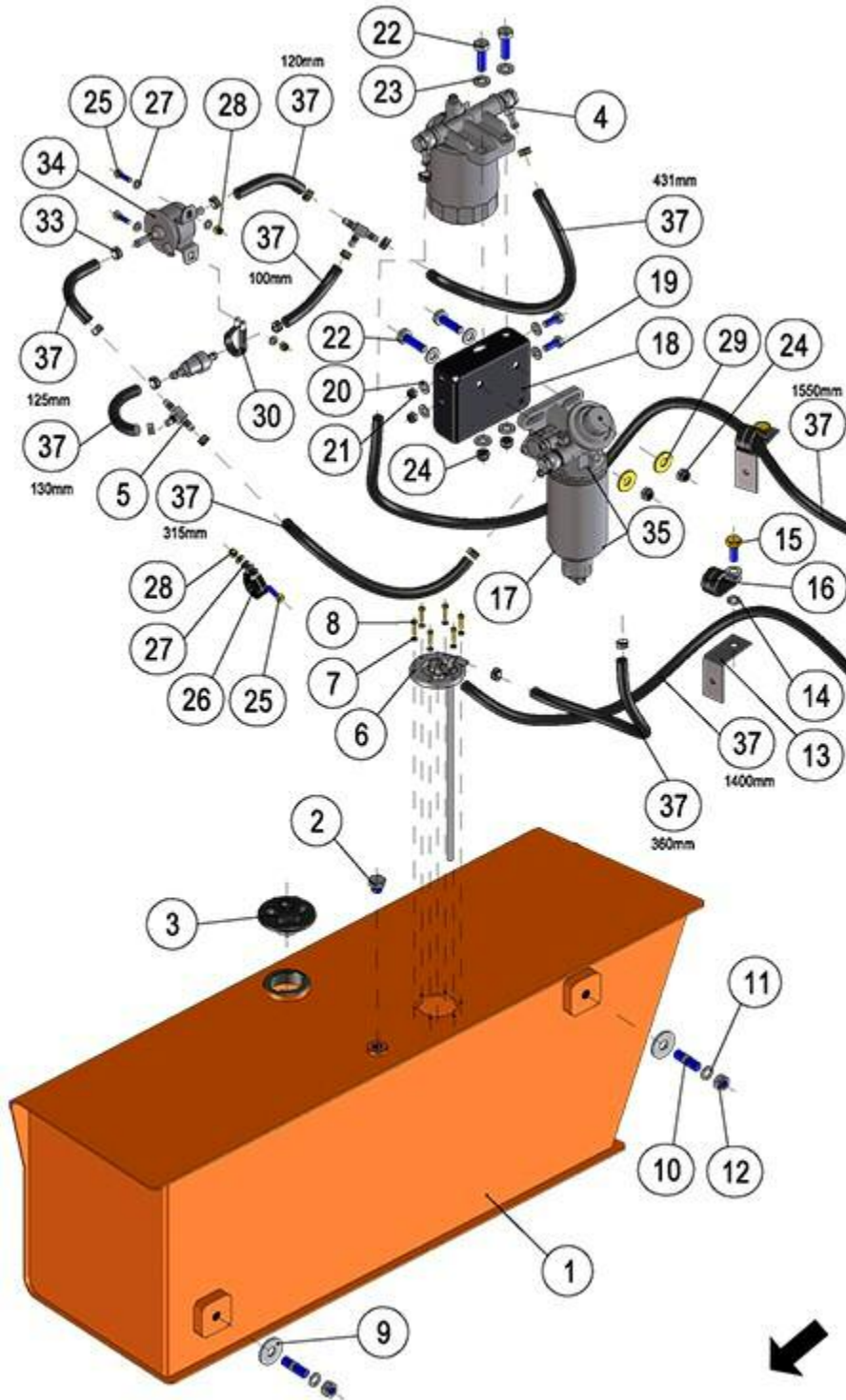


FIGURE	REFERENCE	DENOMINATION	AMOUNT
001	24.02040.00	FUEL TANK 65L	1
002	46.09014.00	CAP	1

003	12.12024.00	FUEL CAP 40X72	1
004	KU1J45643012	FILTER FUEL OIL	1
005	46.02199.01	FORT CONNECTOR M / M / M D8	2
006	10.14287.00	LEVEL	1
007	104.04000.00	WASHER DIN7980 D4	6
008	615.04020.66	SCREW DIN84	6
009	112.12000.66	WASHER DIN9021 D 12X36	2
010	01.00102.00	STUD DIN939 * 40 M12x1,75	2
011	104.12000.00	WASHER DIN7980 D12	2
012	701.12000.66	NUT DIN934 M12x1.75	2
013	55.10127.00	PROFILE 60x60x30	1
014	104.10000.00	WASHER DIN7980 D10	2
015	620.10025.97	SCREW	1
016	830.02510.00	CLAMP	1
017	MN000050	FILTREER ELEMENT	1
018	24.02403.00	FIXING SUPPORT	1
019	603.08020.86	SCREW DIN933 M8x20	2
020	101.08000.66	WASHER DIN125 D8	4
021	711.08000.66	NUT DIN982 M8	2
022	603.10035.86	SCREW DIN933 M10x35	4
023	101.10000.66	WASHER DIN125 D10	6
024	711.10000.66	SHOCK ABSORBER	2
025	603.06020.86	SCREW DIN933 M6x20	2
026	830.01808.00	CLAMP LOOP	1
027	101.06000.66	WASHER DIN125 D6	7
028	711.06000.66	NUT DIN982 M6	1
029	112.10000.66	WASHER DIN9021 D10	2
030	830.02506.00	CLAMP LOOP	1
033	948.01308.00	SPRING CLAMP Ø13	20
034	KU1G63952031	ELECTRIC PUMP	1
035	KU1J43043350	ASSEMBLY FILTER SEPARATOR	1
037	469.03014.00	HOSE L/P MAT. 8x14	1

## 02. ENGINE RADIATOR (PART 1)

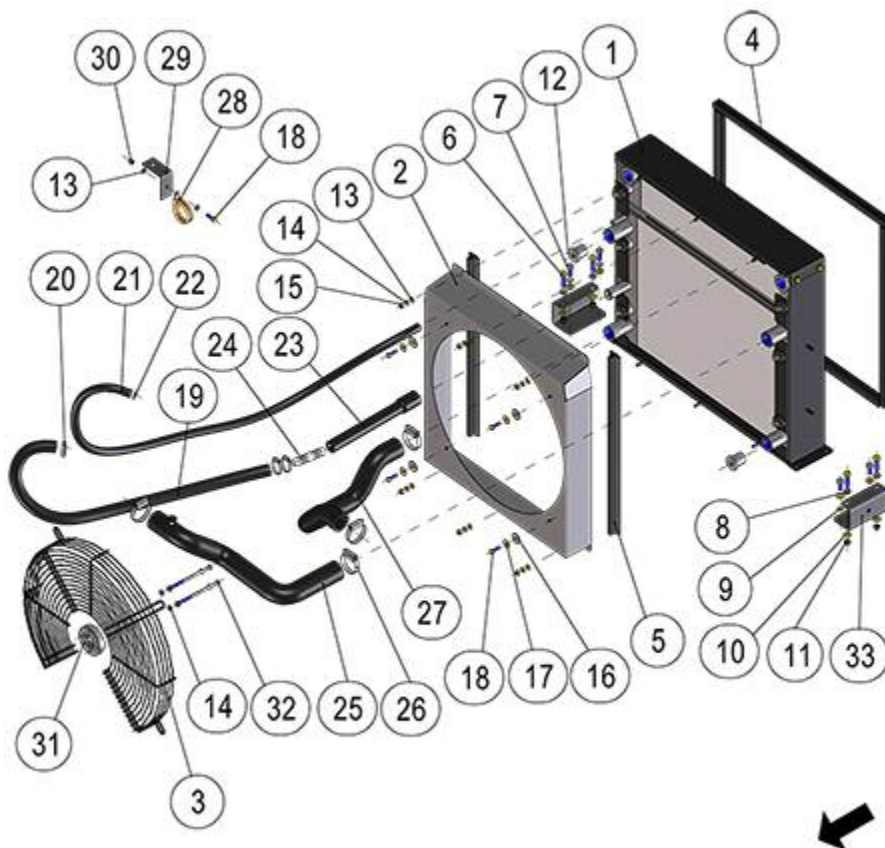


FIGURE	REFERENCE	DENOMINATION	AMOUNT
001	20.02051.02	RADIATOR 152X500X590 WATER-OIL	1
002	24.02512.00	RADIATOR PROTECTION	1
003	24.02516.00	FAN PROTECTION	1
004	472.00410.00	RUBBER PROFILE 22X22	1
005	472.00411.00	RUBBER PROFILE MAT.	2
006	630.08030.86	SCREW	4
007	603.08020.86	SCREW DIN933 M8x20	4
008	701.08000.66	NUT DIN934 M8X1,25	4
009	104.08000.00	WASHER DIN7980 D8	4
010	101.08000.66	WASHER DIN125 D8	8
011	711.08000.66	NUT DIN982 M8	4
012	43.70461.00	CAP	2
013	101.06000.66	WASHER DIN125 D6	12
014	104.06000.00	WASHER DIN7980 D6	14
015	701.06000.66	NUT DIN934 M6X1	6
016	112.08000.66	WASHER DIN9021 D8	4

017	112.06000.66	WASHER DIN9021 D6	4
018	603.06020.86	SCREW DIN933 M6x20	5
019	464.03024.00	TUBE	1
020	912.20032.00	CLAMP	4
021	469.01017.00	TUBE MAT.	1
022	912.08016.66	CLAMP DIN3017	2
022	912.08016.66	CLAMP DIN3017	2
022	912.08016.66	CLAMP DIN3017	2
023	20.02065.00	RUBBER HOSE B/P D22 / D16	1
024	32.08243.00	FITTING M/M RECTUM 16X12X76	1
025	24.02511.00	HOSE	1
026	912.30045.00	CLAMP	4
027	24.02510.00	HOSE	1
028	830.04006.00	CLAMP LOOP D40x6	1
028	830.04006.00	CLAMP LOOP D40x6	1
028	830.04006.00	CLAMP LOOP D40x6	1
029	55.10127.00	PROFILE 60x60x30	1
030	711.06000.66	NUT DIN982 M6	1
031	24.02514.00	FAN SUPPLEMENT	1
032	604.06090.87	LEFT MUDGUARD	4

**02. ENGINE  
RADIATOR (PART 1)**

FIGURE	REFERENCE	DENOMINATION	AMOUNT
033	24.02504.00	SUPPORT	2

**02. ENGINE**  
**RADIATOR (PART 1)**  
 CHASSIS: 87000

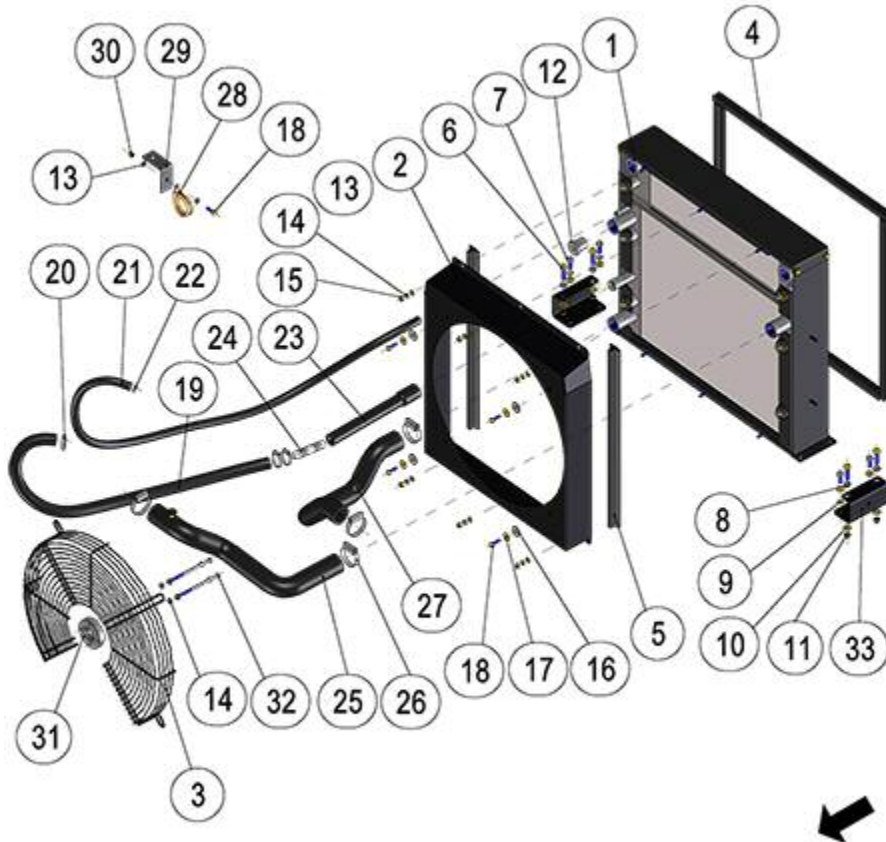


FIGURE	REFERENCE	DENOMINATION	AMOUNT
001	20.02051.04	RADIATOR	1
002	24.02512.00	RADIATOR PROTECTION	1
003	24.02516.00	FAN PROTECTION	1
004	472.00410.00	RUBBER PROFILE 22X22	1
005	472.00411.00	RUBBER PROFILE MAT.	2
006	630.08030.86	SCREW	4
007	603.08020.86	SCREW DIN933 M8x20	4
008	701.08000.66	NUT DIN934 M8X1,25	4
009	104.08000.00	WASHER DIN7980 D8	4
010	101.08000.66	WASHER DIN125 D8	8
011	711.08000.66	NUT DIN982 M8	4
012	43.70461.00	CAP	1
013	101.06000.66	WASHER DIN125 D6	12
014	104.06000.00	WASHER DIN7980 D6	14
015	701.06000.66	NUT DIN934 M6X1	6



016	112.08000.66	WASHER DIN9021 D8	4
017	112.06000.66	WASHER DIN9021 D6	4
018	603.06020.86	SCREW DIN933 M6x20	5
019	464.03024.00	TUBE	1
020	912.20032.00	CLAMP	4
021	469.01017.00	TUBE MAT.	1
022	912.08016.66	CLAMP DIN3017	2
022	912.08016.66	CLAMP DIN3017	2
022	912.08016.66	CLAMP DIN3017	2
023	20.02065.00	RUBBER HOSE B/P D22 / D16	1
024	32.08243.00	FITTING M/M RECTUM 16X12X76	1
025	24.02511.00	HOSE	1
026	912.30045.00	CLAMP	4
027	24.02510.00	HOSE	1
028	830.04006.00	CLAMP LOOP D40x6	1
028	830.04006.00	CLAMP LOOP D40x6	1
028	830.04006.00	CLAMP LOOP D40x6	1
029	55.10127.00	PROFILE 60x60x30	1
030	711.06000.66	NUT DIN982 M6	1
031	24.02514.00	FAN SUPPLEMENT	1
032	604.06090.87	LEFT MUDGUARD	4

**02. ENGINE**

**RADIATOR (PART 1)**

CHASSIS: 87000

FIGURE	REFERENCE	DENOMINATION	AMOUNT
033	24.02504.00	SUPPORT	2



## 02. ENGINE RADIATOR (PART 2)

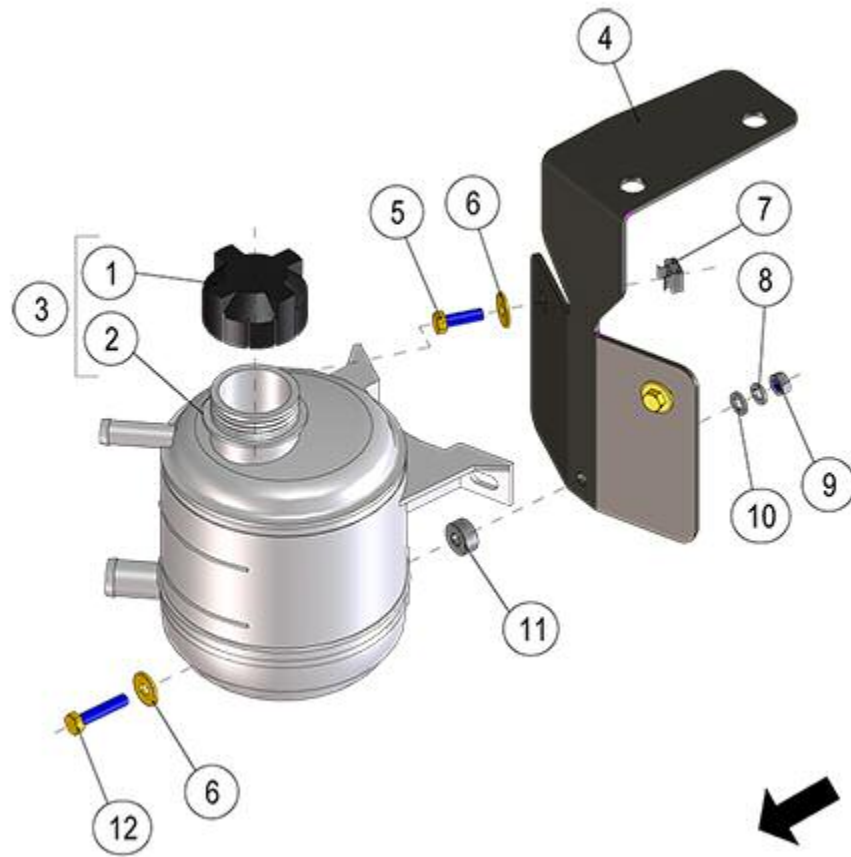


FIGURE	REFERENCE	DENOMINATION	AMOUNT
001	09.00172.00	CAP	1
002	09.00171.01	EXPANSION TANK WITHOUT CAP	1
003	46.00171.01	EXPANSION TANK	1
004	24.02513.00	FIXING SUPPORT	1
005	603.06020.86	SCREW DIN933 M6x20	2
006	112.06000.66	WASHER DIN9021 D6	3
007	726.06003.66	CAGED NUT M6x3	2
008	104.06000.00	WASHER DIN7980 D6	1
009	701.06000.66	NUT DIN934 M6X1	1
010	101.06000.66	WASHER DIN125 D6	1
011	20.10010.01	PIN SUPPORT 8X17	1
012	603.06030.86	SCREW DIN933 M6x30	1

## 02. ENGINE SUSPENSION

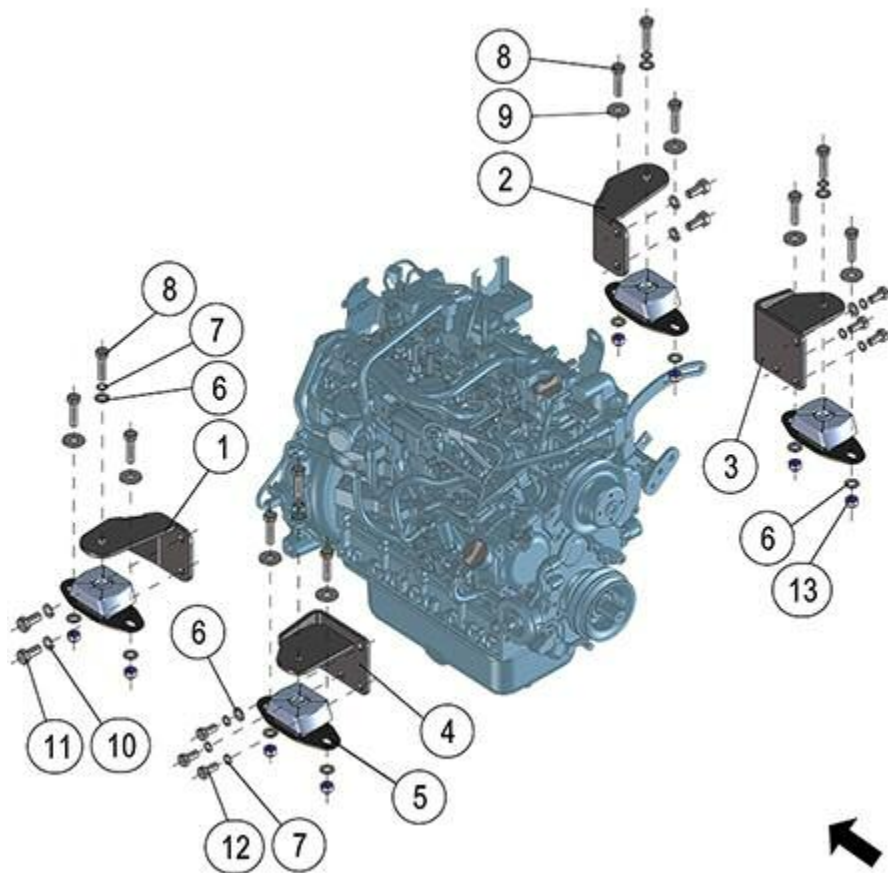


FIGURE	REFERENCE	DENOMINATION	AMOUNT
001	24.02614.00	LEFT FRONT ENGINE SUPPORT	1
002	24.02613.00	RIGHT FRONT ENGINE SUPPORT	1
003	24.02612.00	RIGHT REAR ENGINE SUPPORT	1
004	24.02611.00	LEFT REAR ENGINE SUPPORT	1
005	24.02615.00	SHOCK ABSORBER	1
006	101.12000.66	WASHER DIN125 D12	14
007	104.12000.00	WASHER DIN7980 D12	10
008	603.12050.86	SCREW DIN933	12
009	112.12000.66	WASHER DIN9021 D 12X36	8
010	104.14000.00	CIR-CLIP EXT. DIN7980	4
011	617.14025.86	SCREW DIN931	4
012	617.12025.86	SCREW DIN933	6
013	711.12000.66	NUT DIN982 M12	8

### 03. TRANSMISSION HYDROSTATIC TRANSMISSION

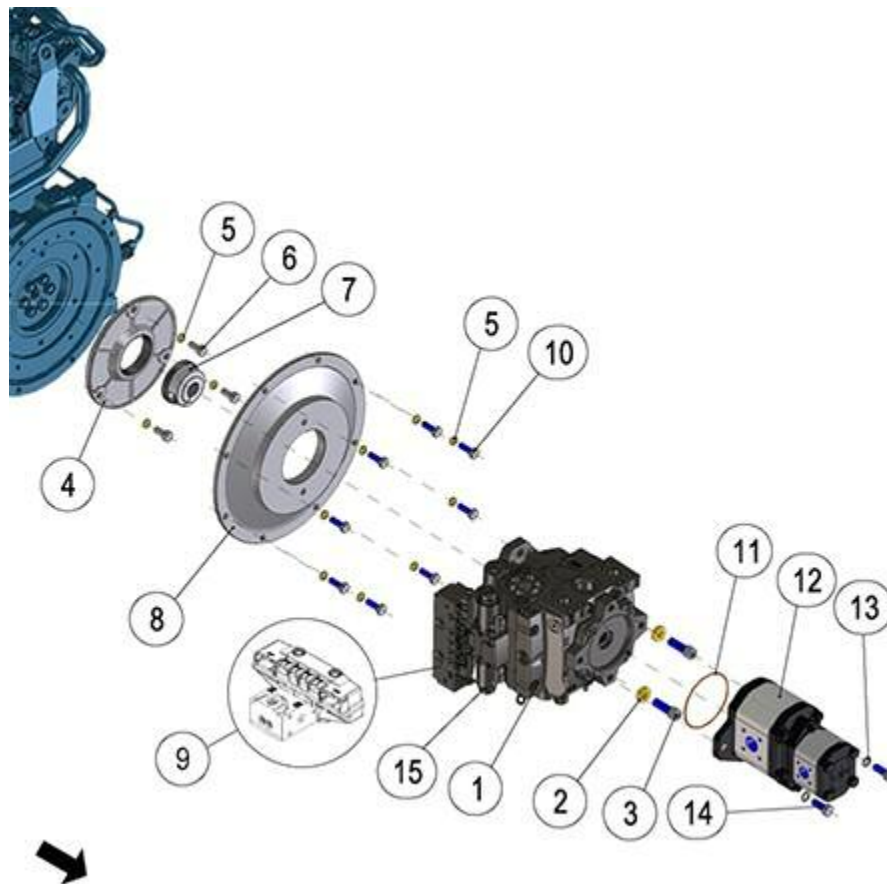


FIGURE	REFERENCE	DENOMINATION	AMOUNT
001	24.03200RE00		1
002	15.30110.00	WASHER 14X7X26	2
003	601.14040.86	HEXAGON SOCKET HEAD SCREW DIN912 M14x40	2
004	65.03214.01	ATTACHMENT CIL/DEN	1
005	104.10000.00	WASHER DIN7980 D10	11
006	617.10025.86	SCREW DIN960 M10X25X1.25	3
007	70.02091.01	COUPLING GEA/GEA Z50XZ15X37	1
008	20.03204.00	SAE SAUCER 5, B2 H = 45	1
009	SR11147941RE00	ECU C251H + SOFTWARE	1
010	603.10030.87	SCREW DIN 933 M10x30	8
011	201.10025.50	O-RING DIN3770	1
012	24.10105.00		1
013	104.12000.00	WASHER DIN7980 D12	2
014	603.12030.86	SCREW DIN933 M12x30	2
015	SR11004698	SPOOL	1

### 03. TRANSMISSION HYDROSTATIC ENGINE

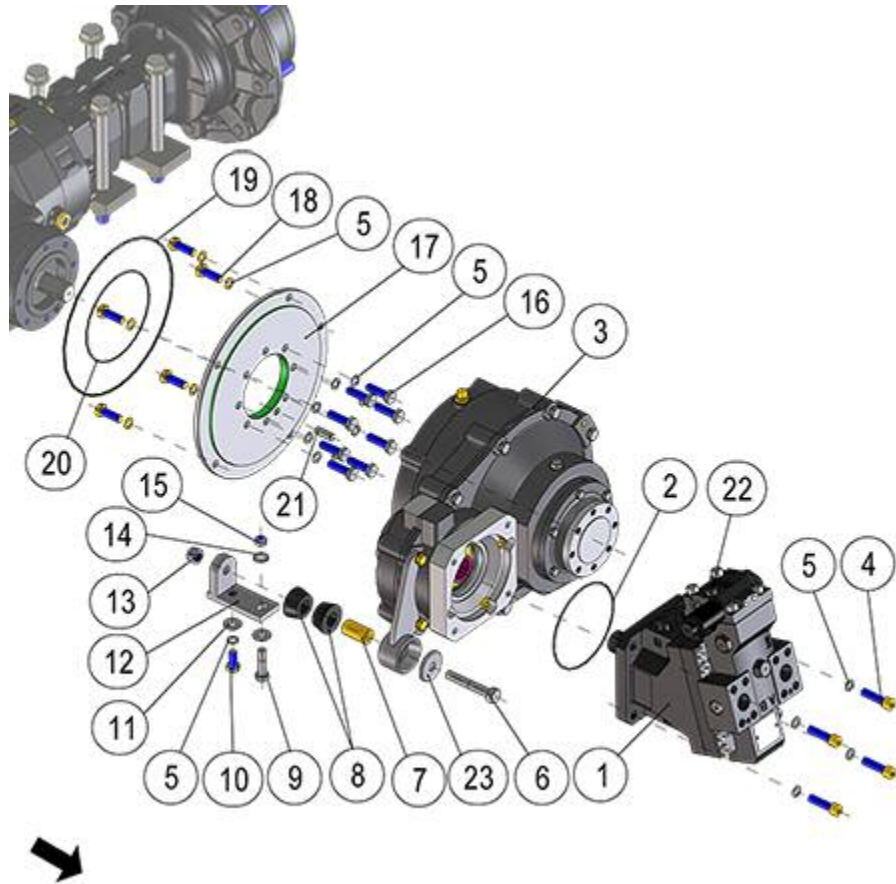


FIGURE	REFERENCE	DENOMINATION	AMOUNT
001	20.03282.01	HYDRAULIC MOTOR. SAUER H1B080	1
002	201.13803.50	GASKET DIN 3770 3X138X144	1
003	20.03140.02	GEAR HOUSING FULLGRIP	1
003	20.03140.02	GEAR HOUSING FULLGRIP	1
003	20.03140.02	GEAR HOUSING FULLGRIP	1
004	601.12045.86	SCREW DIN912	4
005	104.12000.00	WASHER DIN7980 D12	18
006	604.14085.86	SCREW DIN931 M14X85	1
007	15.00114.00	BUSH	1
008	15.00113.00	SHOCK DAMPER 22X47X22.5 GOMA	2
009	604.12045.86	SCREW DIN931	1
010	603.12025.86	SCREW DIN933	1
011	01.00227.00	WASHER DIN6916*	2
012	16.00138.02	ENGINE SUPPORT 45X69.5X103	1
013	711.14000.66	NUT DIN982 M14 8.8 K	1
014	101.12000.66	WASHER DIN125 D12	1

015	720.12000.66	NUT M12 DIN985 AUTOLOCKING	1
016	603.12040.86	SCREW DIN933 M12x40	8
017	20.03150.00	COUVER D308X15 REDUCER FULL GRIP	1
018	603.12035.87	SCREW M12x35	5
019	201.25435.50	GASKET	1
020	201.14602.50	O-RING DIN3770	1
021	403.12036.00	PIN DIN6325 D12X36	1
022	SR11031763	SOLENOID ON/OFF	1
023	37.00374.00	WASHER DIN9021 14,5x50x5	1

### 03. TRANSMISSION

#### HYDROSTATIC ENGINE

CHASSIS: 88626

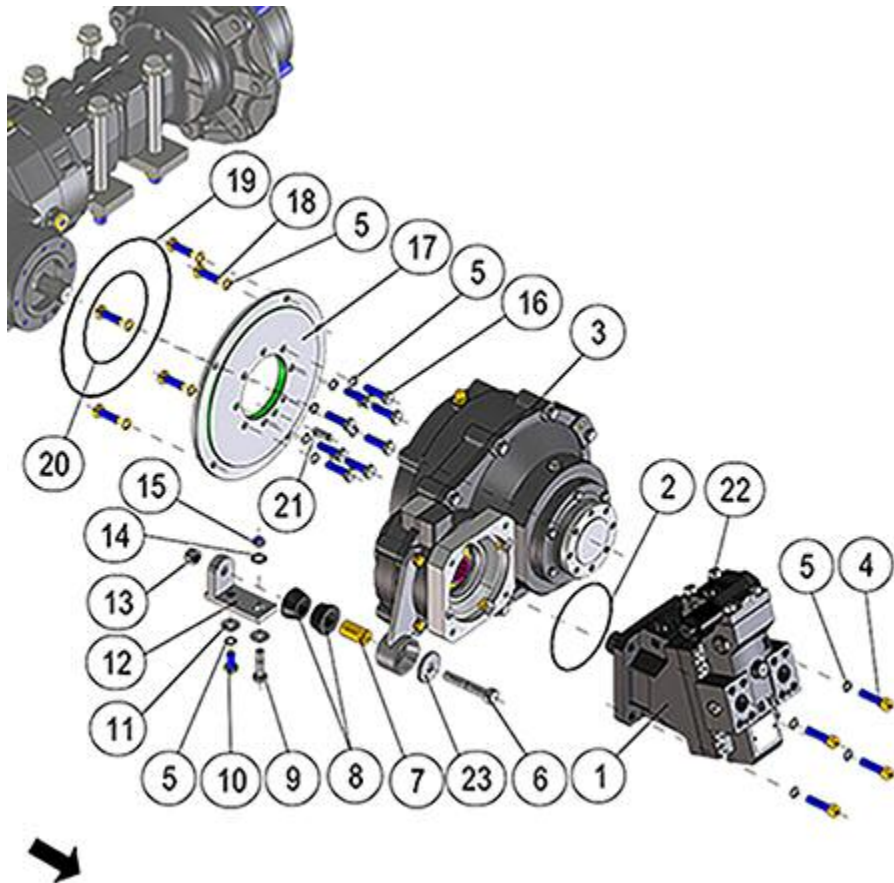


FIGURE	REFERENCE	DENOMINATION	AMOUNT
001	20.03282.01	HYDRAULIC MOTOR. SAUER H1B080	1
002	201.13802.50	GASKET	1
003	20.03140.03	GEARBOX	1
004	601.12045.86	SCREW DIN912	4
005	104.12000.00	WASHER DIN7980 D12	18
006	604.14085.86	SCREW DIN931 M14X85	1
007	15.00114.00	BUSH	1
008	15.00113.00	SHOCK DAMPER 22X47X22.5 GOMA	2
009	604.12045.86	SCREW DIN931	1
010	603.12025.86	SCREW DIN933	1
011	01.00227.00	WASHER DIN6916*	2
012	16.00138.02	ENGINE SUPPORT 45X69.5X103	1
013	711.14000.66	NUT DIN982 M14 8.8 K	1
014	101.12000.66	WASHER DIN125 D12	1
015	720.12000.66	NUT M12 DIN985 AUTOLOCKING	1



016	603.12040.86	SCREW DIN933 M12x40	8
017	20.03150.00	COUVER D308X15 REDUCER FULL GRIP	1
018	603.12035.87	SCREW M12x35	5
019	201.25435.50	GASKET	1
020	201.14602.50	O-RING DIN3770	1
021	403.12036.00	PIN DIN6325 D12X36	1
022	SR11031763	SOLENOID ON/OFF	1
023	37.00374.00	WASHER DIN9021 14,5x50x5	1

**COMMENTS**

---

PM.00048

### 03. TRANSMISSION GEARBOX

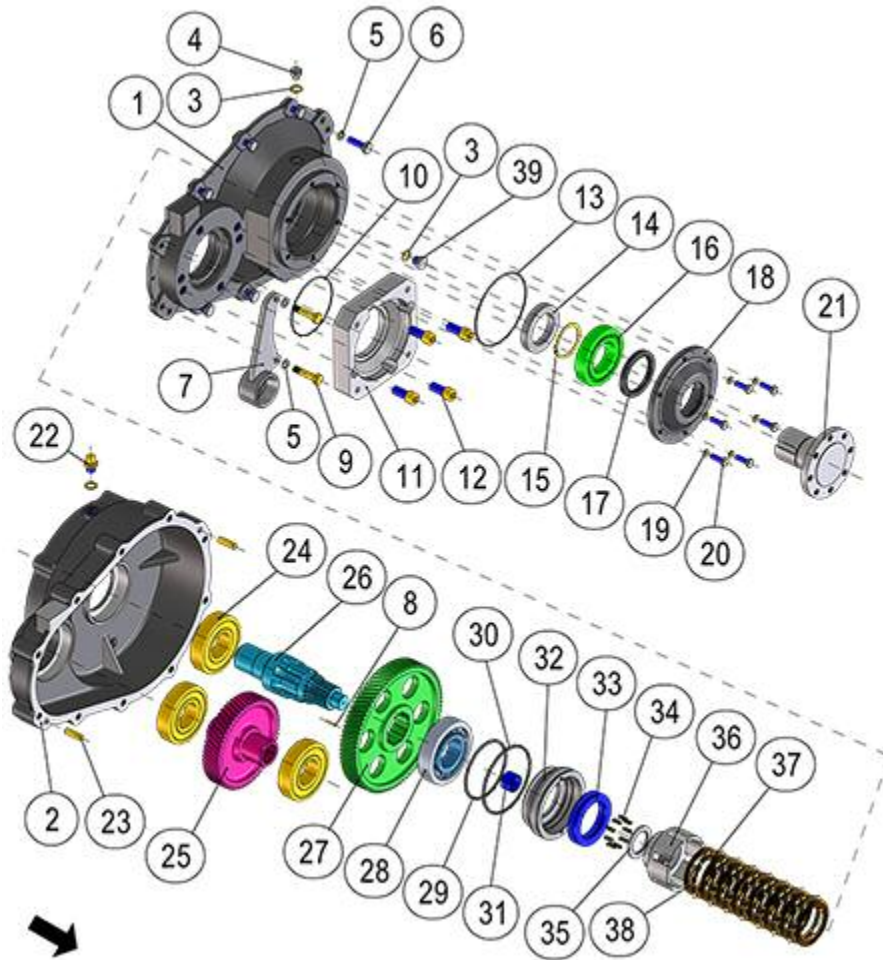


FIGURE	REFERENCE	DENOMINATION	AMOUNT
001	20.03102.03	GEAR BOX COVER 98X326X455	1
002	57.03101.00	REDUCTION CASE	1
003	107.14000.10	WASHER AL 14x20x1.5	5
004	80.01090.00	CAP	2
005	104.10000.00	WASHER DIN7980 D10	10
006	603.10035.86	SCREW DIN933 M10x35	8
007	20.03105.01		1
008	403.03018.00	PIN 3x18 DIN6325	1
009	604.10045.86	SCREW DIN931	2
010	201.10025.50	O-RING DIN3770	1
011	20.03103.00	COUPLING CYL/CYL (CH 250/250X4)	1
012	601.14030.86	SCREW DIN912	4
013	201.12003.50	BOARD DIN3770 3X120	1



014	20.03122.00	AXIAL DISC 55.5X82X12.3	1
015	904.55000.00	RING DIN471 E55	1
016	301.55021.00	WASHER CALIBER 0.2	1
017	205.60008.50	DIN3760 SEAL 60X80X8	1
018	30.03159.00	COVER. 38X168	1
019	104.08000.00	WASHER DIN7980 D8	6
020	603.08025.86	SCREW DIN933 M8x25	6
021	30.03158.00	COUPLING 55X60X120	1
022	20.03104.00	CAP	1
023	403.10035.00	PIN DIN6325 D10X35	2
024	301.45025.00	BEARING DIN625	3
025	20.03058.00	GEAR Z58	1
026	20.03108.01	SHAFT D45XD25X212 FG	1
027	20.03057.00	GEAR Z82	1
028	301.50027.00	GEAR DIN625	1
029	237.95035.50	BOARD 94,84X3,5	1
030	237.11135.50	BOARD IS. COMPAC. 110.72 X3	1
031	308.25020.00	NEEDLE CAGE K25X30X20	1
032	30.03154.00	PISTON 104X120X40	1
033	315.65018.00	BEARING DIN711	1
034	30.03156.00	SPRING COMP. 1X6X16	9
035	30.03157.00	WASHER. 4.5X56	1
036	30.03155.00	CLUTCH PLATE 65X96X62	1

**03. TRANSMISSION  
GEARBOX**

FIGURE	REFERENCE	DENOMINATION	AMOUNT
037	10.03211.00	DISK CLUTCH	7
038	10.03209.00	DISK AXIAL	8
039	80.01035.00	SCREW DIN910*	2

### 03. TRANSMISSION UNIVERSAL JOINT

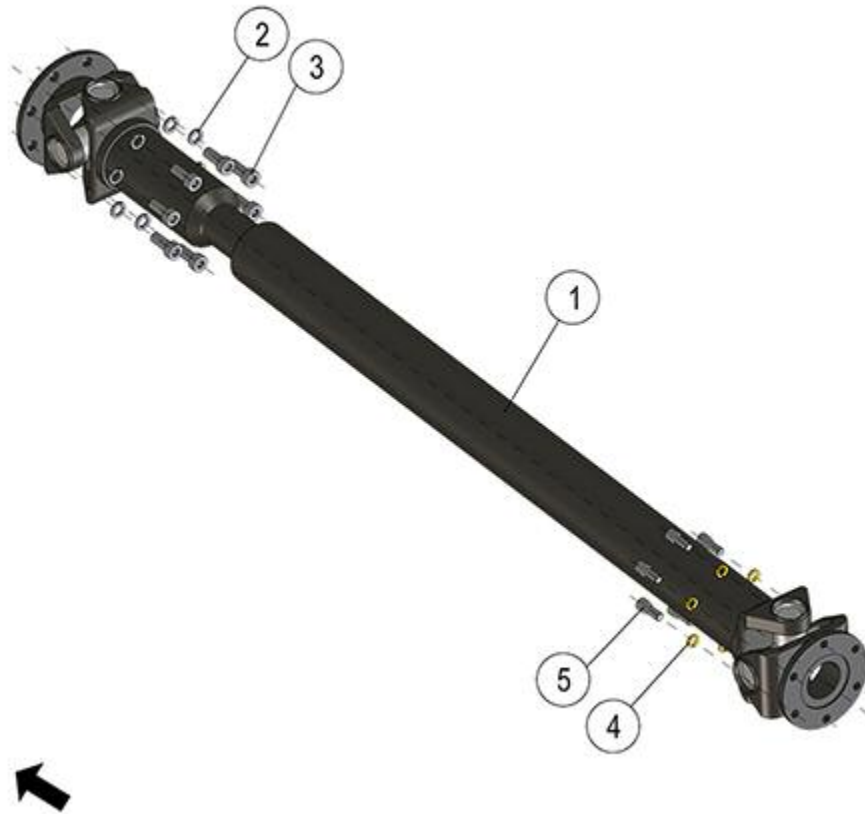


FIGURE	REFERENCE	DENOMINATION	AMOUNT
001	24.03600.00		1
002	104.10000.00	WASHER DIN7980 D10	8
002	104.10000.00	WASHER DIN7980 D10	8
003	601.10025.86	SCREW DIN912	8
003	601.10025.86	SCREW DIN912	8
004	104.08000.00	WASHER DIN7980 D8	6
004	104.08000.00	WASHER DIN7980 D8	6
005	601.08025.86	SCREW DIN912	6
005	601.08025.86	SCREW DIN912	6

### 03. TRANSMISSION FRONT AXLE (1)

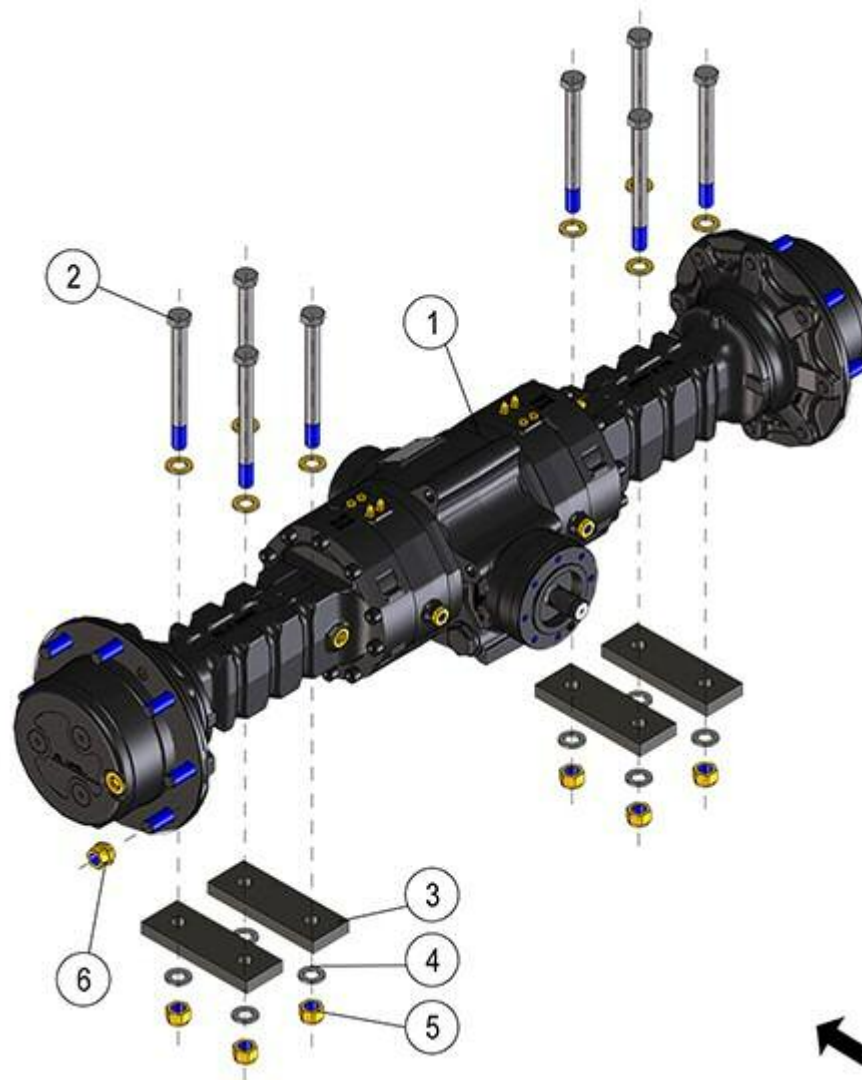


FIGURE	REFERENCE	DENOMINATION	AMOUNT
001	57.03310.00	FRONT AXLE	1
002	604.20210.86	TORNILLO DIN931 M20x210	8
003	65.03318.00	STRIP 200x70x20	4
004	101.20000.66	WASHER DIN125	16
005	711.20000.66	NUT	8
006	734.02015.86	NUT DIN74361A-M20X1.5	16

### 03. TRANSMISSION FRONT AXLE (2)

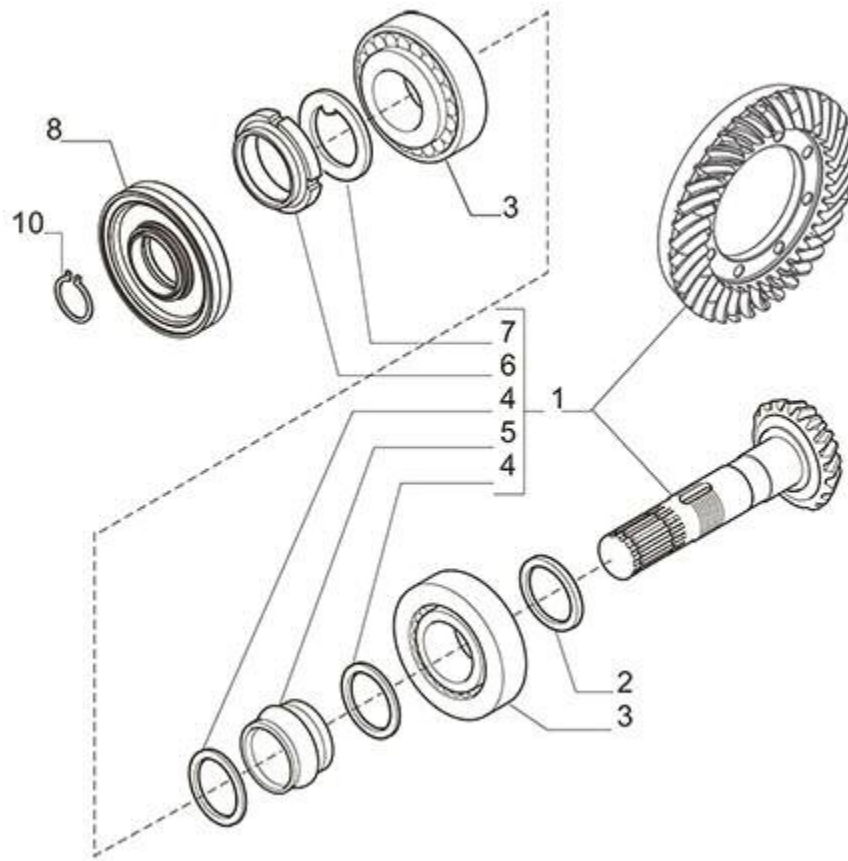


FIGURE	REFERENCE	DENOMINATION	AMOUNT
001	CR064560	BEVEL GEAR /PINION SET Z=9/30	1
002	CR131521	SHIM 2,50MM	1
002	CR131522	SHIM 2,60MM	1
002	CR131523	SHIM	1
002	CR131524	SHIM	1
002	CR131525	SHIM 2,90MM	1
002	CR131526	SHIM 3,00MM	1
002	CR131527	SHIM 3,10MM	1
002	CR131528	SHIM 3,20MM	1
002	CR131529	SHIM 3,30MM	1
002	CR131530	SHIM 3,40MM	1
003	CR027349	BEARING	2
004	CR125830	WASHER	2
005	CR125805	COLLAPSIBLE SPACER	1
006	CR118445	RING NUT M35X1.5	1
007	CR118446	LOCKWASHER	1



008

CR407304

SEAL RING

1

### 03. TRANSMISSION FRONT AXLE (3)

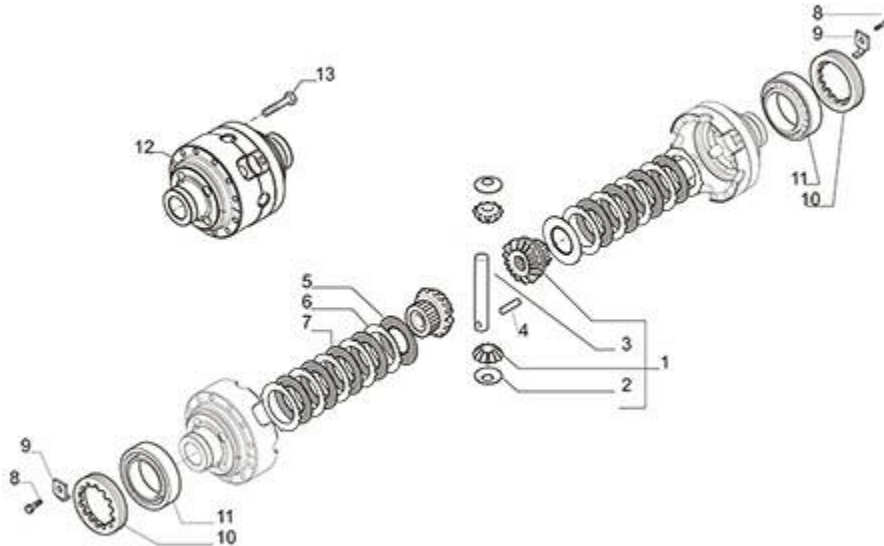


FIGURE	REFERENCE	DENOMINATION	AMOUNT
001	CR066282	DIFFERENTIAL KIT	1
002	CR107771	THRUST WASHER	2
003	CR113494	SHAFT	1
004	CR024409	PIN	2
005	CR110642	DIFF.PLATE	2
006	CR110643	DIFF. DRIVE- PLATE	10
007	CR110644	DIFF. PLATE	8
008	CR128440	BOLT M6X40	2
009	CR143789	LOCKING PLATE	2
010	CR125792	RING NUT	2
011	CR027308	BEARING	2
012	CR126014	DIFFERENTIAL HOUSING	1
013	CR125552	BOLT M10X75	12

### 03. TRANSMISSION FRONT AXLE (4)

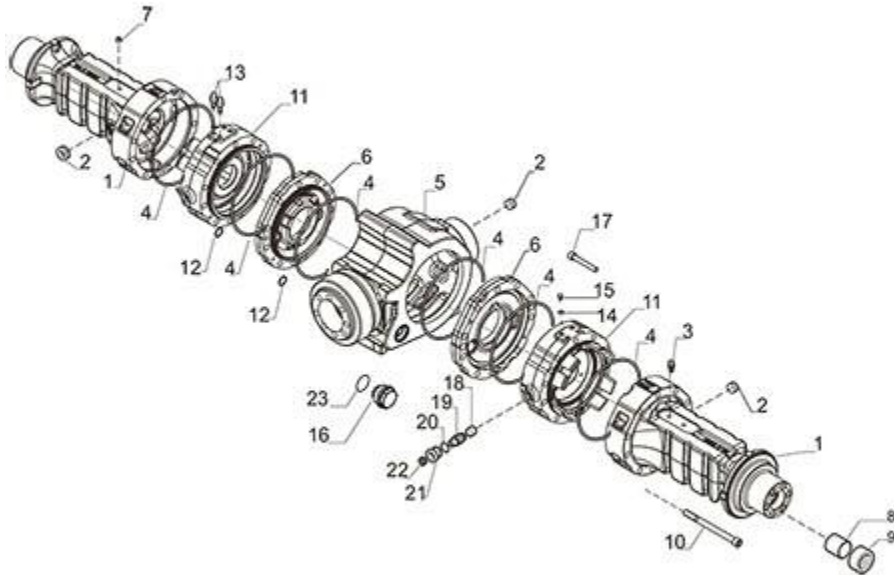


FIGURE	REFERENCE	DENOMINATION	AMOUNT
001	CR405561	BEAM TRUMPET	2
002	CR143620	PLUG M24X1.5	3
003	CR104988	BREATHER M10x1	1
004	CR028611	O.RING	6
005	CR405998	CENTRAL HOUSING	1
006	CR405567	FLANGE	2
007	CR021558	PLUG M10X1	1
008	CR109972	BUSH	2
009	CR025153	SEAL RING	2
010	CR407300	BOLT M14X175	22
011	CR405570	BREAKE CYLINDER	2
012	CR028140	O.RING	4
013	CR116792	BREATHER	4
014	CR023260	WASHER	4
015	CR021591	PLUG	4
016	CR399352	PLUG	2

017	CR021403	SCREW M8X80	4
018	CR139955	PIN	4
019	CR136152	SCREW	4
020	CR028534	O.RING	4
021	CR139922	SCREW	4
022	CR021567	PLUG	4
023	CR028521	RING	2



### 03. TRANSMISSION FRONT AXLE (5)

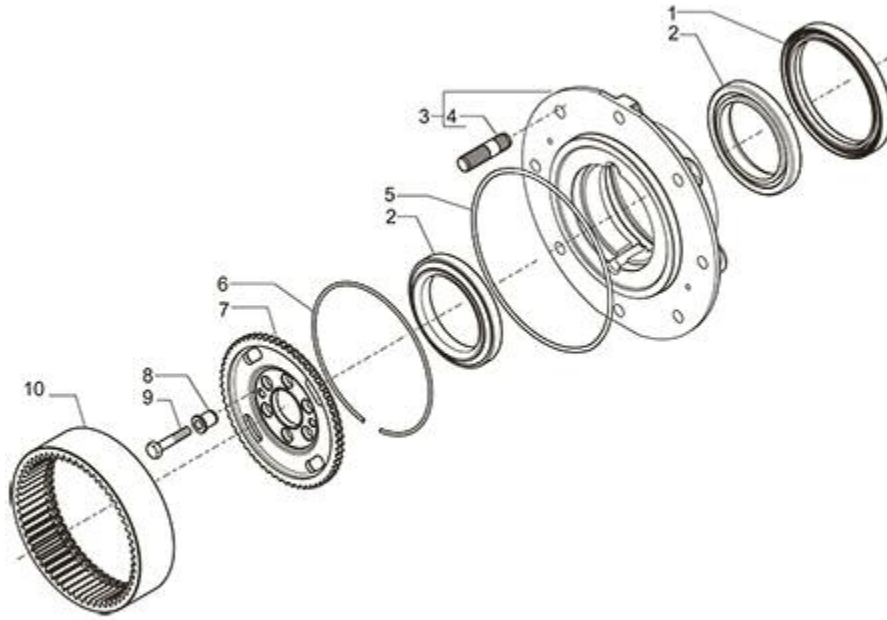


FIGURE	REFERENCE	DENOMINATION	AMOUNT
001	CR047703	SEAL RING	2
002	CR045181	BEARING	4
003	CR064561	WHEEL HUB KIT	2
004	CR126710	STUD	16
005	CR028575	RING	2
006	CR125344	LOCK RING	2
007	CR128653	WHEEL CARRIER	2
008	CR127994	BUSH	12
009	CR128658	SCREW M10x45	12
010	CR125452	CROW GEAR Z=60	2

### 03. TRANSMISSION FRONT AXLE (6)

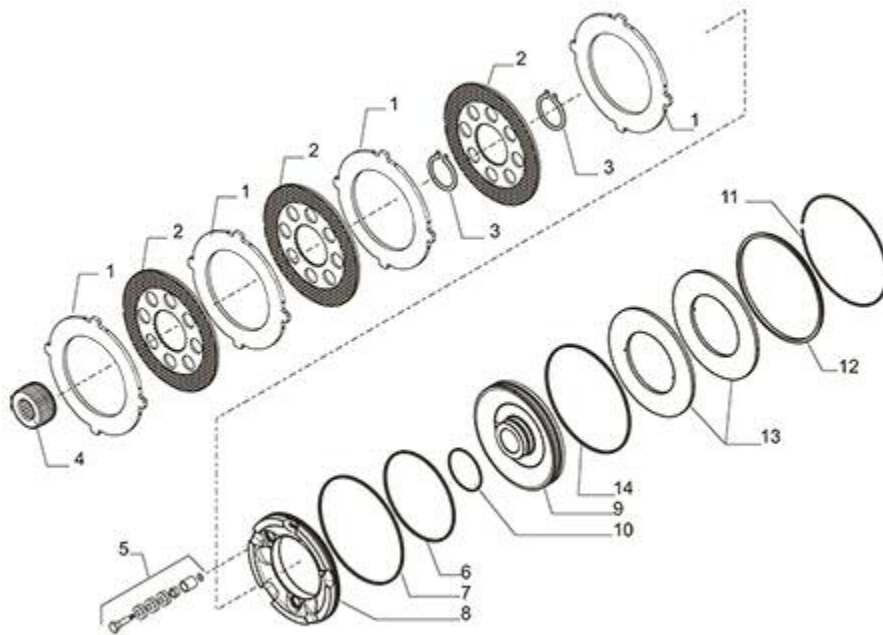


FIGURE	REFERENCE	DENOMINATION	AMOUNT
001	CR405572	BRAKE CONTER DISC	8
002	CR405573	BRAKE DISC	6
003	CR024814	RING	4
004	CR140352	AXLE	2
005	CR066573	SELF-ADJUST KIT	2
006	CR028485	O.RING	2
007	CR358667	O.RING	2
008	CR405571	POSITIVE BRAKE PISTON	2
009	CR405574	NEGATIVE BRAKE PISTON	2
010	CR413491	O.RING	2
011	CR412553	LOCK RING	2
012	CR405575	HUB	2
013	CR405576	SPRING	4
014	CR028659	RING	2

### 03. TRANSMISSION FRONT AXLE (7)

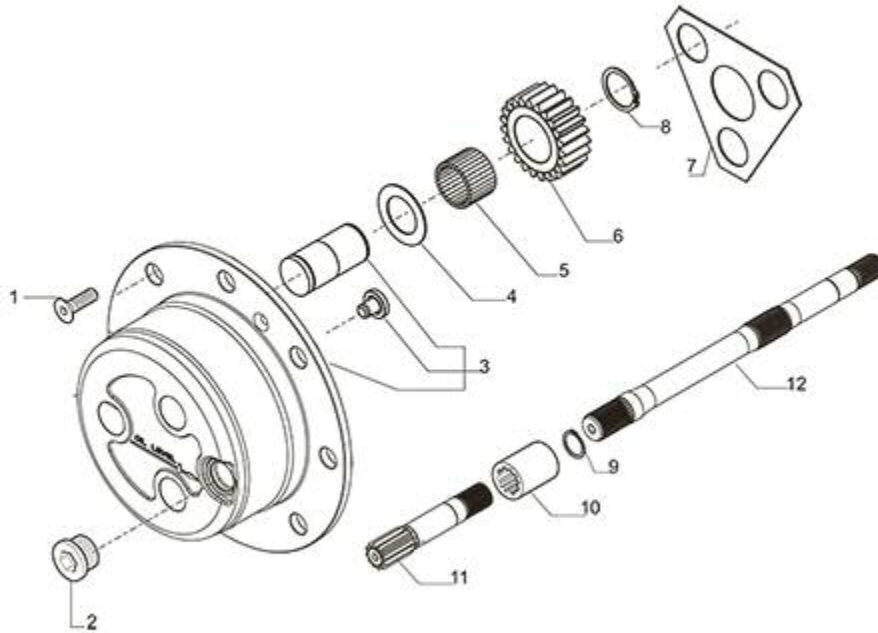


FIGURE	REFERENCE	DENOMINATION	AMOUNT
001	CR020490	SCREW M8X20	4
002	CR125280	OIL PLUG	2
003	CR064562	PLANETARY CARRIER KIT	2
004	CR115634	THRUST WASHER	6
005	CR028299	BEARING NEEDLES	18
006	CR125455	GEAR	6
007	CR123318	THRUST WASHER	2
008	CR024789	SNAP RING D34	6
009	CR024874	SNAP RING	2
010	CR137131	PLINED HUB	2
011	CR139968	HALF-SHAFT L=211	1
012	CR411682	HALF-SHAFT	1

### 03. TRANSMISSION

#### REAR AXLE (1)

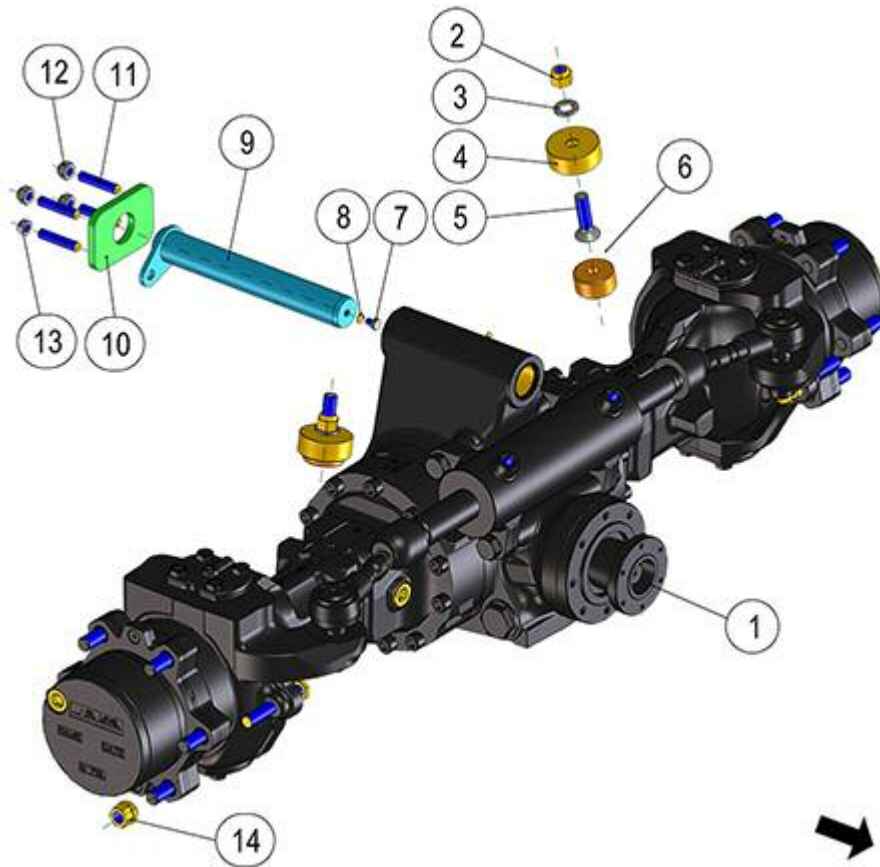


FIGURE	REFERENCE	DENOMINATION	AMOUNT
001	57.03330.01	PUENTE DIRECTRIZ 1.27 R16.00	1
001	57.03330.01	PUENTE DIRECTRIZ 1.27 R16.00	1
002	711.16000.66	NUT DIN982 M16 8.8 K	2
002	711.16000.66	NUT DIN982 M16 8.8 K	2
003	101.16000.66	WASHER DIN125 D16	2
003	101.16000.66	WASHER DIN125 D16	2
004	20.03003.00	SHOCK ABSORVER SUPPORT	2
004	20.03003.00	SHOCK ABSORVER SUPPORT	2
005	618.16060.86	FLAT HEAD SOCKET CAP SCREW DIN7991 M16x60	2
005	618.16060.86	FLAT HEAD SOCKET CAP SCREW DIN7991 M16x60	2
006	20.03002.00	BUTT	2
006	20.03002.00	BUTT	2
007	603.08010.86	SCREW DIN933 M8x10	1
007	603.08010.86	SCREW DIN933 M8x10	1
008	104.08000.00	WASHER DIN7980 D8	1
008	104.08000.00	WASHER DIN7980 D8	1



009	57.03853.02	SHAFT CYL/CYL	1
009	57.03853.02	SHAFT CYL/CYL	1
010	57.04114.01	PLATE	1
010	57.04114.01	PLATE	1
011	612.12060.86	BOLT DIN914 M12x60	4
011	612.12060.86	BOLT DIN914 M12x60	4
012	711.12000.66	NUT DIN982 M12	3
012	711.12000.66	NUT DIN982 M12	3
013	720.12000.66	NUT M12 DIN985 AUTOLOCKING	1
013	720.12000.66	NUT M12 DIN985 AUTOLOCKING	1
014	734.01815.86	NUT DIN74361A-M18X1.5	16
014	734.01815.86	NUT DIN74361A-M18X1.5	16

### 03. TRANSMISSION

#### REAR AXLE (1)

CHASSIS: 88422

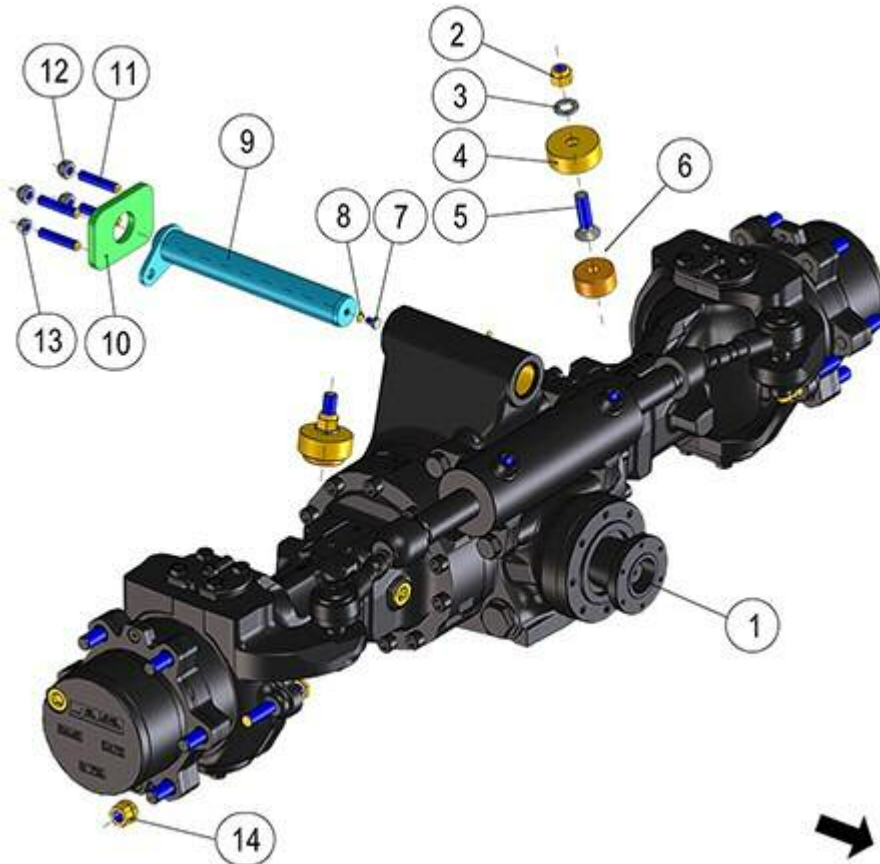


FIGURE	REFERENCE	DENOMINATION	AMOUNT
001	57.03330.01	PUENTE DIRECTRIZ 1.27 R16.00	1
001	57.03330.01	PUENTE DIRECTRIZ 1.27 R16.00	1
002	701.16000.66	NUT	2
003	104.16000.00	CIR-CLIP EXT. DIN7980	2
004	20.03003.02	SHOCK ABSORBER 55X65X65	2
005	618.16060.86	FLAT HEAD SOCKET CAP SCREW DIN7991 M16x60	2
005	618.16060.86	FLAT HEAD SOCKET CAP SCREW DIN7991 M16x60	2
006	20.03002.00	BUTT	2
006	20.03002.00	BUTT	2
007	603.08010.86	SCREW DIN933 M8x10	1
007	603.08010.86	SCREW DIN933 M8x10	1
008	104.08000.00	WASHER DIN7980 D8	1
008	104.08000.00	WASHER DIN7980 D8	1
009	57.03853.02	SHAFT CYL/CYL	1
009	57.03853.02	SHAFT CYL/CYL	1

010	57.04114.01	PLATE	1
010	57.04114.01	PLATE	1
011	612.12060.86	BOLT DIN914 M12x60	4
011	612.12060.86	BOLT DIN914 M12x60	4
012	711.12000.66	NUT DIN982 M12	3
012	711.12000.66	NUT DIN982 M12	3
013	720.12000.66	NUT M12 DIN985 AUTOLOCKING	1
013	720.12000.66	NUT M12 DIN985 AUTOLOCKING	1
014	734.01815.86	NUT DIN74361A-M18X1.5	16
014	734.01815.86	NUT DIN74361A-M18X1.5	16

**COMMENTS**

PM.00036-A

### 03. TRANSMISSION REAR AXLE (2)

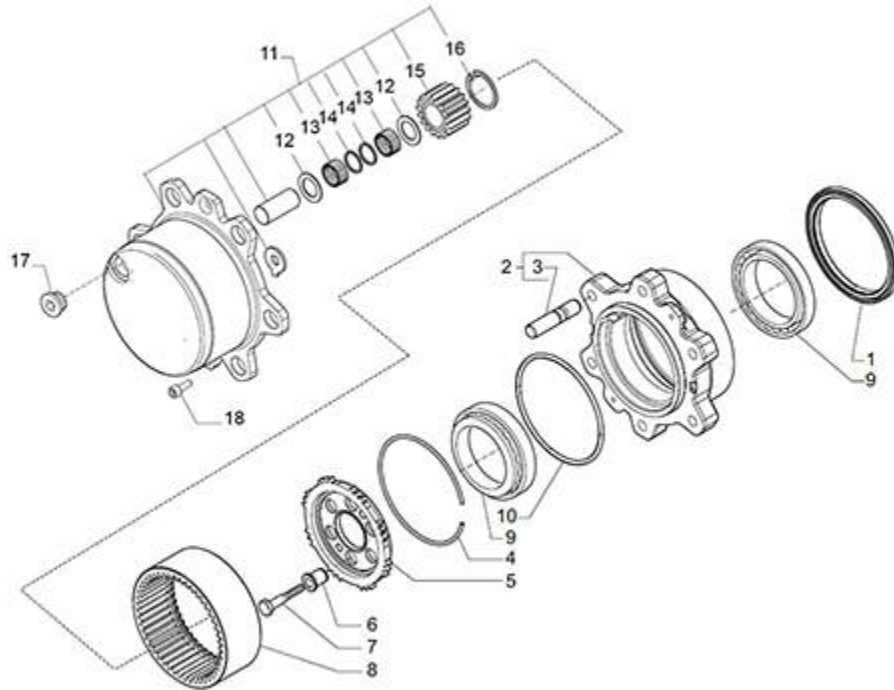


FIGURE	REFERENCE	DENOMINATION	AMOUNT
001	CR148380	SEAL RING	2
001	CR148380	SEAL RING	2
002	CR068603	WHEEL HUB KIT	2
002	CR068603	WHEEL HUB KIT	2
003	CR106199	STUD	12
003	CR106199	STUD	12
004	CR126912	RING	2
004	CR126912	RING	2
005	CR148337	WHEEL CARRIER	2
005	CR148337	WHEEL CARRIER	2
006	CR127994	BUSH	12
006	CR127994	BUSH	12
007	CR128658	SCREW M10x45	12
007	CR128658	SCREW M10x45	12
008	CR126891	CROWN GEAR Z48	2
008	CR126891	CROWN GEAR Z48	2





009	CR045181	BEARING	4
009	CR045181	BEARING	4
010	CR028508	O.RING	2
010	CR028508	O.RING	2
011	CR452093	PLANETARY CARRIER KIT	2
011	CR452093	PLANETARY CARRIER KIT	2
012	CR128452	THRUST WASHER	6
012	CR128452	THRUST WASHER	6
013	CR028306	NEEDLES BEARING (BY TENS)	2
013	CR028306	NEEDLES BEARING (BY TENS)	2
014	CR130194	WASHER	6
014	CR130194	WASHER	6
015	CR130195	GEAR Z17	6
015	CR130195	GEAR Z17	6
016	CR024864	SNAP RING D22	6
016	CR024864	SNAP RING D22	6
017	CR143620	PLUG M24X1.5	2
017	CR143620	PLUG M24X1.5	2
018	CR020490	SCREW M8X20	4
018	CR020490	SCREW M8X20	4

### 03. TRANSMISSION REAR AXLE (3)

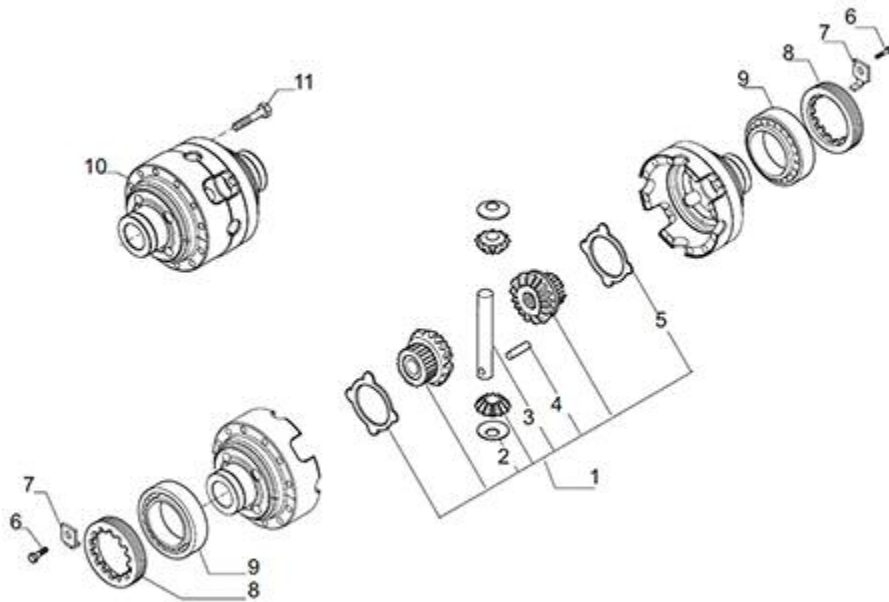


FIGURE	REFERENCE	DENOMINATION	AMOUNT
001	CR066353	DIFFERENTIAL KIT	1
001	CR066353	DIFFERENTIAL KIT	1
002	CR107771	THRUST WASHER	2
002	CR107771	THRUST WASHER	2
003	CR113494	SHAFT	1
003	CR113494	SHAFT	1
004	CR024409	PIN	2
004	CR024409	PIN	2
005	CR482956	COUNTERDISC	2
005	CR482956	COUNTERDISC	2
006	CR128440	BOLT M6X40	2
006	CR128440	BOLT M6X40	2
007	CR143789	LOCKING PLATE	2
007	CR143789	LOCKING PLATE	2
008	CR125792	RING NUT	2
008	CR125792	RING NUT	2

009	CR027308	BEARING	2
009	CR027308	BEARING	2
010	CR472686	DIFFERENTIAL HOUSING	1
010	CR472686	DIFFERENTIAL HOUSING	1
011	CR125552	BOLT M10X75	12
011	CR125552	BOLT M10X75	12

### 03. TRANSMISSION REAR AXLE (4)

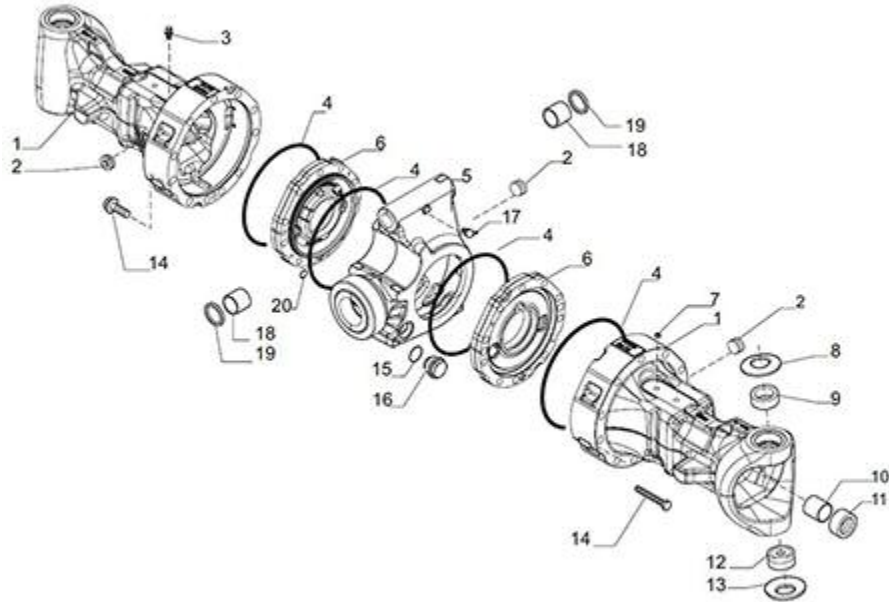


FIGURE	REFERENCE	DENOMINATION	AMOUNT
001	CR483180	LEG HOUSING	2
001	CR483180	LEG HOUSING	2
002	CR143620	PLUG M24X1.5	3
002	CR143620	PLUG M24X1.5	3
003	CR104988	BREATHER M10x1	1
003	CR104988	BREATHER M10x1	1
004	CR028611	O.RING	4
004	CR028611	O.RING	4
005	CR405765	CENTRAL HOUSING	1
005	CR405765	CENTRAL HOUSING	1
006	CR483158	FLANGE	2
006	CR483158	FLANGE	2
007	CR021558	PLUG M10X1	3
007	CR021558	PLUG M10X1	3
008	CR125813	BELLEVILLE WASHER	2
008	CR125813	BELLEVILLE WASHER	2

009	CR045165	SLEEVE	2
009	CR045165	SLEEVE	2
010	CR109972	BUSH	2
010	CR109972	BUSH	2
011	CR641734	SEAL RING	2
011	CR641734	SEAL RING	2
012	CR045159	SPHERICAL JOINT	2
012	CR045159	SPHERICAL JOINT	2
013	CR128629	WASHER BELLVILLE	2
013	CR128629	WASHER BELLVILLE	2
014	CR407302	BOLT M14X110	22
014	CR407302	BOLT M14X110	22
015	CR028521	RING	2
015	CR028521	RING	2
016	CR399352	PLUG	2
016	CR399352	PLUG	2
017	CR024261	GREASER	1
017	CR024261	GREASER	1
018	CR121311	BUSH	2
018	CR121311	BUSH	2

**03. TRANSMISSION**  
**REAR AXLE (4)**

<b>FIGURE</b>	<b>REFERENCE</b>	<b>DENOMINATION</b>	<b>AMOUNT</b>
019	CR146019	WASHER	2
019	CR146019	WASHER	2
020	CR028140	O.RING	2
020	CR028140	O.RING	2

### 03. TRANSMISSION

#### REAR AXLE (5)

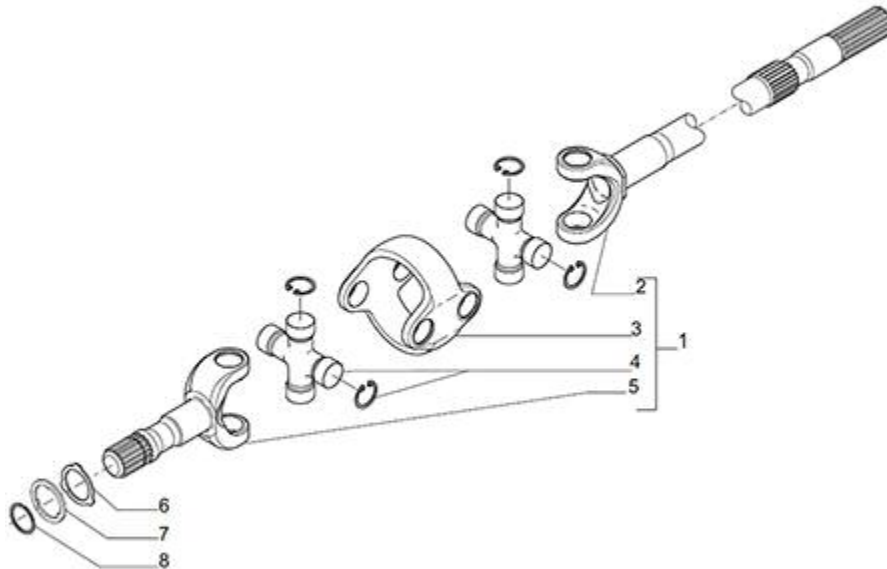


FIGURE	REFERENCE	DENOMINATION	AMOUNT
001	CR412506	DOUBLE JOINT	2
001	CR412506	DOUBLE JOINT	2
002	CR210764	FORK	2
002	CR210764	FORK	2
003	CR40871	CENTRAL BODY	2
003	CR40871	CENTRAL BODY	2
004	CR48275	CROSS SHAFT	4
004	CR48275	CROSS SHAFT	4
005	CR210679	FORK	2
005	CR210679	FORK	2
006	CR127275	THRUST WASHER	2
006	CR127275	THRUST WASHER	2
007	CR127120	WASHER	2
007	CR127120	WASHER	2
008	CR024795	LOCK RING	2
008	CR024795	LOCK RING	2

### 03. TRANSMISSION REAR AXLE (6)

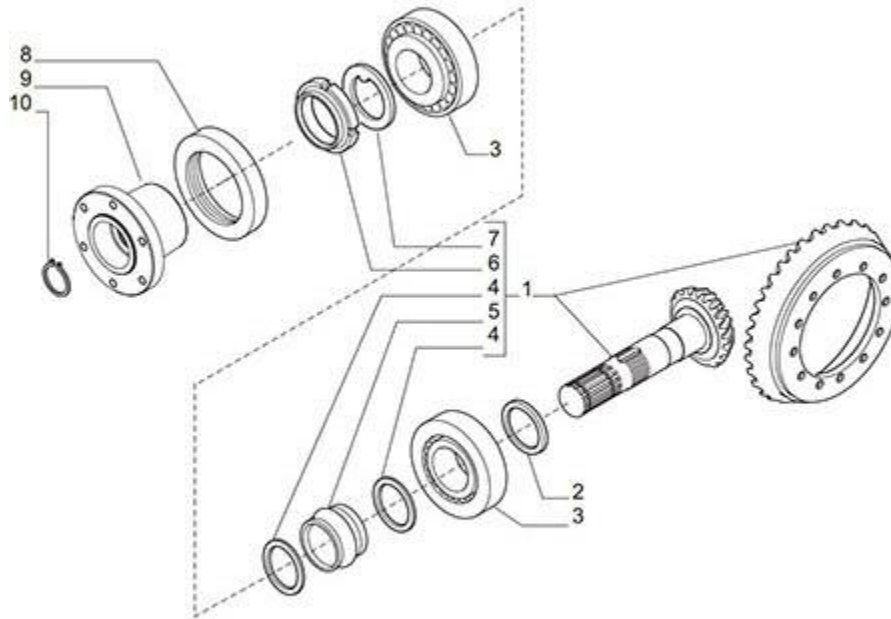


FIGURE	REFERENCE	DENOMINATION	AMOUNT
001	CR064564	BEVEL GEAR/PINION SET Z=10/32	1
001	CR064564	BEVEL GEAR/PINION SET Z=10/32	1
002	CR131521	SHIM 2,50MM	0
002	CR131521	SHIM 2,50MM	0
002	CR131522	SHIM 2,60MM	0
002	CR131522	SHIM 2,60MM	0
002	CR131523	SHIM	0
002	CR131523	SHIM	0
002	CR131524	SHIM	0
002	CR131524	SHIM	0
002	CR131525	SHIM 2,90MM	0
002	CR131525	SHIM 2,90MM	0
002	CR131526	SHIM 3,00MM	0
002	CR131526	SHIM 3,00MM	0
002	CR131527	SHIM 3,10MM	0
002	CR131527	SHIM 3,10MM	0

002	CR131528	SHIM 3,20MM	0
002	CR131528	SHIM 3,20MM	0
002	CR131529	SHIM 3,30MM	0
002	CR131529	SHIM 3,30MM	0
002	CR131530	SHIM 3,40MM	0
002	CR131530	SHIM 3,40MM	0
003	CR027349	BEARING	2
003	CR027349	BEARING	2
004	CR125830	WASHER	2
004	CR125830	WASHER	2
005	CR125805	COLLAPSIBLE SPACER	1
005	CR125805	COLLAPSIBLE SPACER	1
006	CR118445	RING NUT M35X1.5	1
006	CR118445	RING NUT M35X1.5	1
007	CR118446	LOCKWASHER	1
007	CR118446	LOCKWASHER	1
008	CR407304	SEAL RING	1
008	CR407304	SEAL RING	1
009	CR410551	FLANGE	1
009	CR410551	FLANGE	1

**03. TRANSMISSION**  
**REAR AXLE (6)**

<b>FIGURE</b>	<b>REFERENCE</b>	<b>DENOMINATION</b>	<b>AMOUNT</b>
010	CR024785	SNAP RING	1
010	CR024785	SNAP RING	1



### 03. TRANSMISSION REAR AXLE (7)

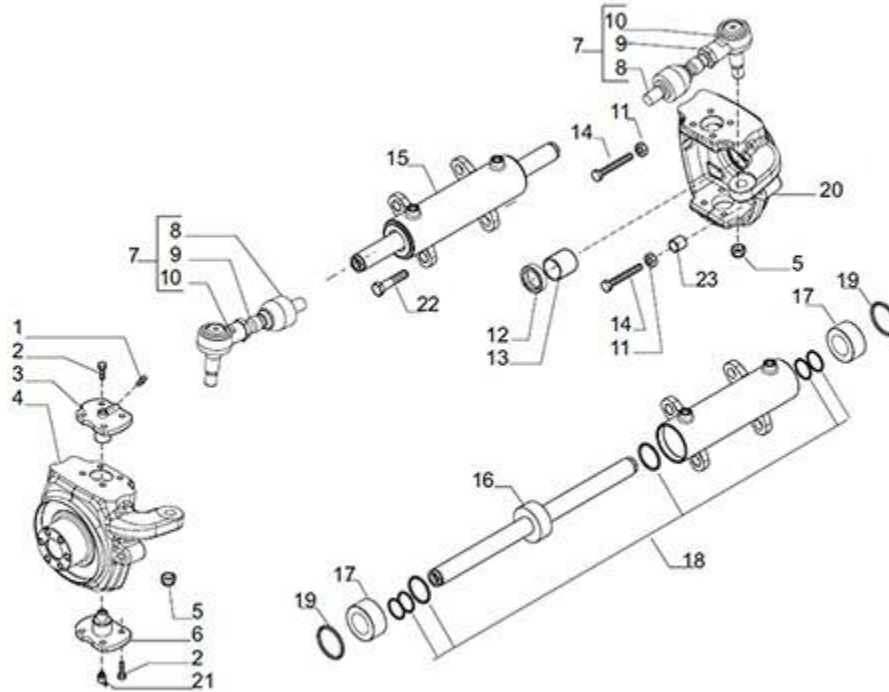


FIGURE	REFERENCE	DENOMINATION	AMOUNT
001	CR024210	GREASER NIPPLE M6X1	2
001	CR024210	GREASER NIPPLE M6	2
002	CR126921	BOLT M12X30	16
002	CR126921	BOLT M12X30	16
003	CR128904	KING PIN	2
003	CR128904	KING PIN	2
004	CR433878	RIGHT HOUSING	1
004	CR433878	RIGHT HOUSING	1
005	CR022431	NUT M20	2
005	CR022431	NUT M20	2
006	CR128903	KING PIN	2
006	CR128903	KING PIN	2
007	CR413289	STEERING ARM ASSY	2
007	CR413289	STEERING ARM ASSY	2
008	CR210445	BALL JOINT	2
008	CR210445	BALL JOINT	2

009	CR45323	NUT	2
009	CR45323	NUT	2
010	CR210338	TIE ROD	2
010	CR210338	TIE ROD	2
011	CR022129	NUT M16	4
011	CR022129	NUT M16	4
012	CR641735	SEAL RING	2
012	CR641735	SEAL RING	2
013	CR125390	BUSH	2
013	CR125390	BUSH	2
014	CR124748	SCREW M16X100	2
014	CR124748	SCREW M16X100	2
015	CR434080	STEERING CYLINDER	1
015	CR434080	STEERING CYLINDER	1
016	CR210099	CYLINDER ROD	1
016	CR210099	CYLINDER ROD	1
017	CR210100	CYLINDER HEAD	2
017	CR210100	CYLINDER HEAD	2
018	CR210101	SEAL KIT	1
018	CR210101	SEAL KIT	1

**03. TRANSMISSION**  
**REAR AXLE (7)**

<b>FIGURE</b>	<b>REFERENCE</b>	<b>DENOMINATION</b>	<b>AMOUNT</b>
019	CR210102	RETAINING RING	2
019	CR210102	RETAINING RING	2
020	CR433870	LEFT HOUSING	1
020	CR433870	LEFT HOUSING	1
021	CR024211	GREASE NIPPLE M6X1 45°	2
021	CR024211	GREASE NIPPLE M6X1 45°	2
022	CR021110	SCREW M18X55	4
022	CR021110	SCREW M18X55	4
023	CR125240	BUSH	4
023	CR125240	BUSH	4

# 04. CHASSIS

## CHASSIS

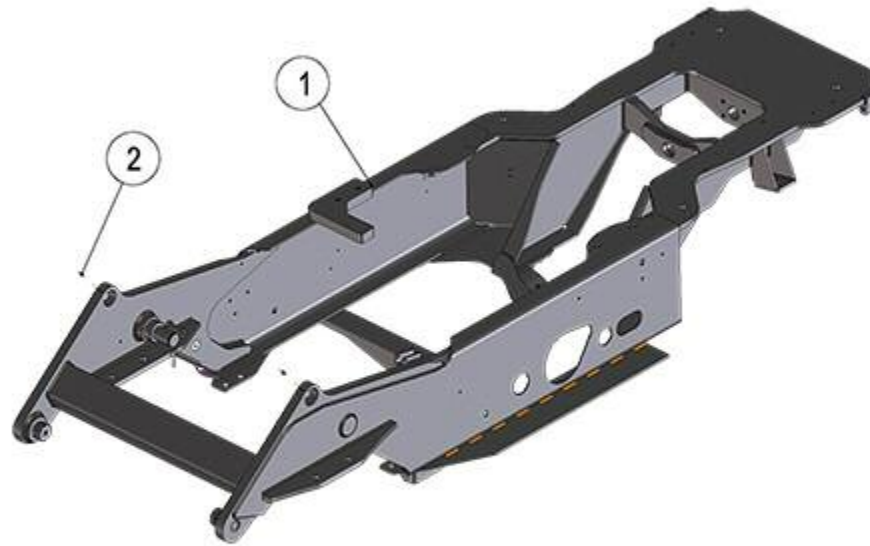


FIGURE	REFERENCE	DENOMINATION	AMOUNT
001	24.04200.00	CHASSIS	1
002	612.08010.80	SCREW DIN814	2

# 04. CHASSIS

## CHASSIS

CHASSIS: 88422

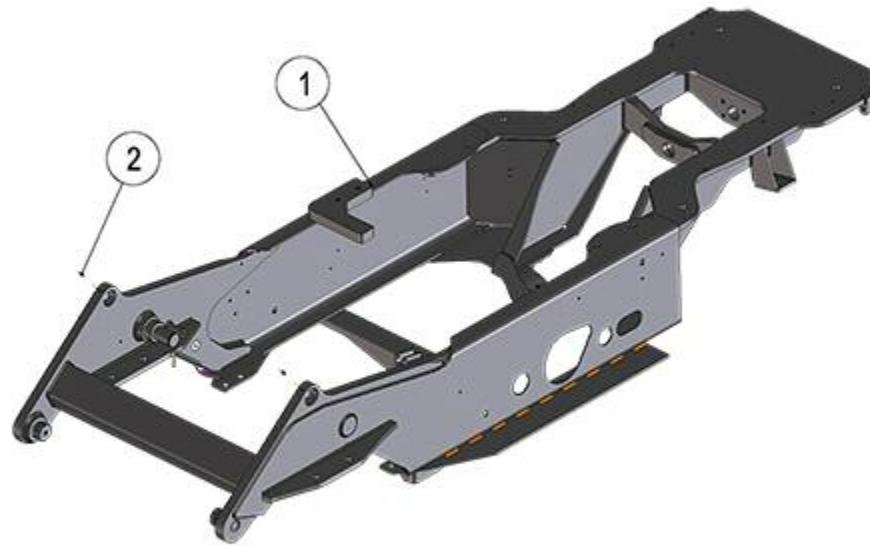


FIGURE	REFERENCE	DENOMINATION	AMOUNT
001	24.04200.01		1
002	612.08010.80	SCREW DIN814	2

### COMMENTS

PM.00036-A

## 04. CHASSIS AND SUPPORTS

### 01.CHASSIS AND STRUCTURAL SUPPORTS

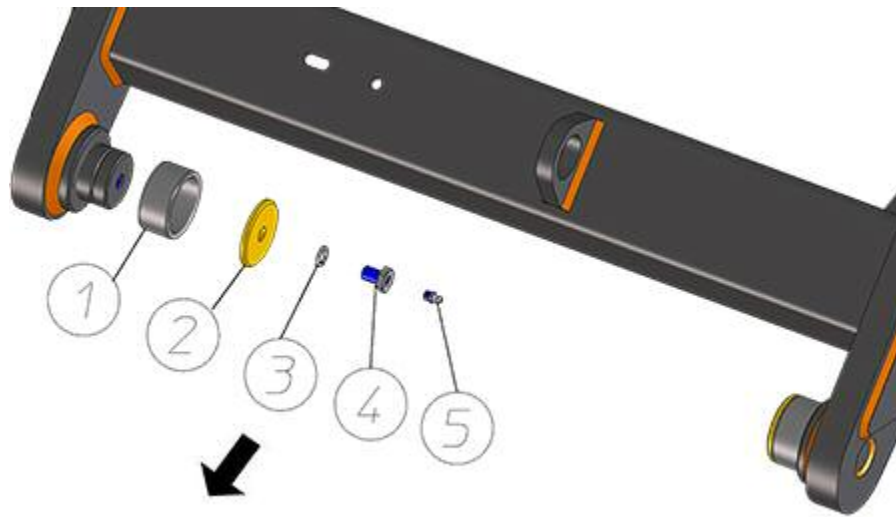


FIGURE	REFERENCE	DENOMINATION	AMOUNT
001	10.09594.00	RING 0,5 MM.	2
002	10.01317.00	WASHER DIN9021 12.5x59x5	2
003	104.12000.00	WASHER DIN7980 D12	2
004	10.01318.00	CYLINDER ROD HEAD	2
005	901.08000.33	GREASER DIN71412-A M8x1,25	2

# 05. ACTUATORS BRAKES

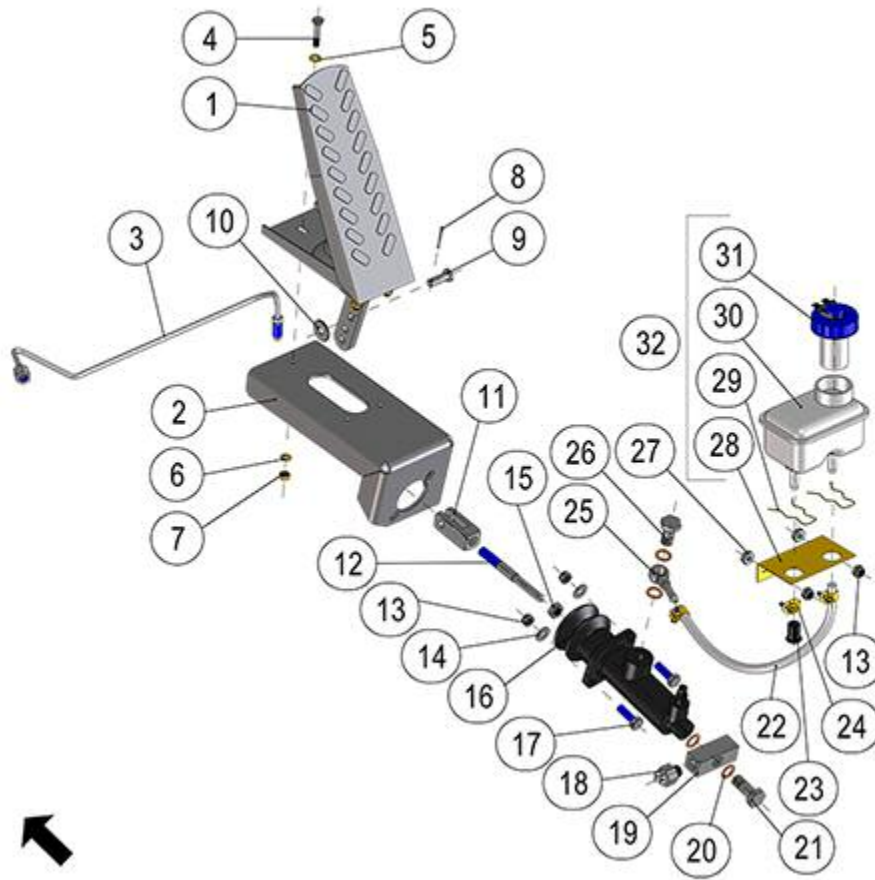


FIGURE	REFERENCE	DENOMINATION	AMOUNT
001	43.80251.00	BRAKE PEDAL	1
002	20.05225.01	BRAKE PUMP SUPPORT	1
003	20.05021.00	SERVICE BRAKE PIPE BUNDY4	1
004	604.06030.86	SCREW DIN931	3
005	101.06000.66	WASHER DIN125 D6	3
006	104.06000.00	WASHER DIN7980 D6	3
007	701.06000.66	NUT DIN934 M6X1	3
008	401.02025.60	PIN DIN94 2x25	1
009	01.00514.01	AXLE CIL/CPA 14x8x28	1
010	112.08000.66	WASHER DIN9021 D8	1
011	20.05040.00	ART. FORK	1
012	20.05122.01	ROD STRAIGHT R10	1
013	711.08000.66	NUT DIN982 M8	2
014	101.08000.66	WASHER DIN125 D8	2
015	701.10000.66	NUT DIN934 M10x1.5	1
016	55.00770.20	BRAKE PUMP	1

017	603.08025.86	SCREW DIN933 M8x25	2
018	43.01520.00	BRAKE FLUID SWITCH	1
019	20.05055.00	NIPPLE O/H/H	1
020	106.12000.20	WASHER CU	4
021	55.00757.20	NIPPLE SCREW SIM.	1
022	469.15009.00	PLASTIC HOSE 6X9	1
023	20.02178.00	CAP	1
024	912.10000.66	CLAMP	3
025	55.00759.00	NIPPLE O/TB	1
026	55.00760.00	NIPPLE SCREW SIM.	1
027	701.08000.66	NUT DIN934 M8X1,25	2
028	46.05015.00	ANGULAR SUPPORT	1
029	46.05016.00	CLIP	2
030	46.05020.00	BRAKE LIQUIDE TANK	1
031	46.05011.00	CAP	1

## 05. ACTUATORS ACCELERATOR



FIGURE	REFERENCE	DENOMINATION	AMOUNT
001	64.11080.00	DEUTZ THROTTLE PEDAL	1
002	101.06000.66	WASHER DIN125 D6	4
003	104.06000.00	WASHER DIN7980 D6	4
004	601.06025.86	SCREW DIN912	4



# 05. ACTUATORS CLUTCH



FIGURE	REFERENCE	DENOMINATION	AMOUNT
001	20.11030.00	INCHING PEDAL	1
002	101.06000.66	WASHER DIN125 D6	4
003	104.06000.00	WASHER DIN7980 D6	4
004	601.06025.86	SCREW DIN912	4

# 06. STEERING

## STEERING

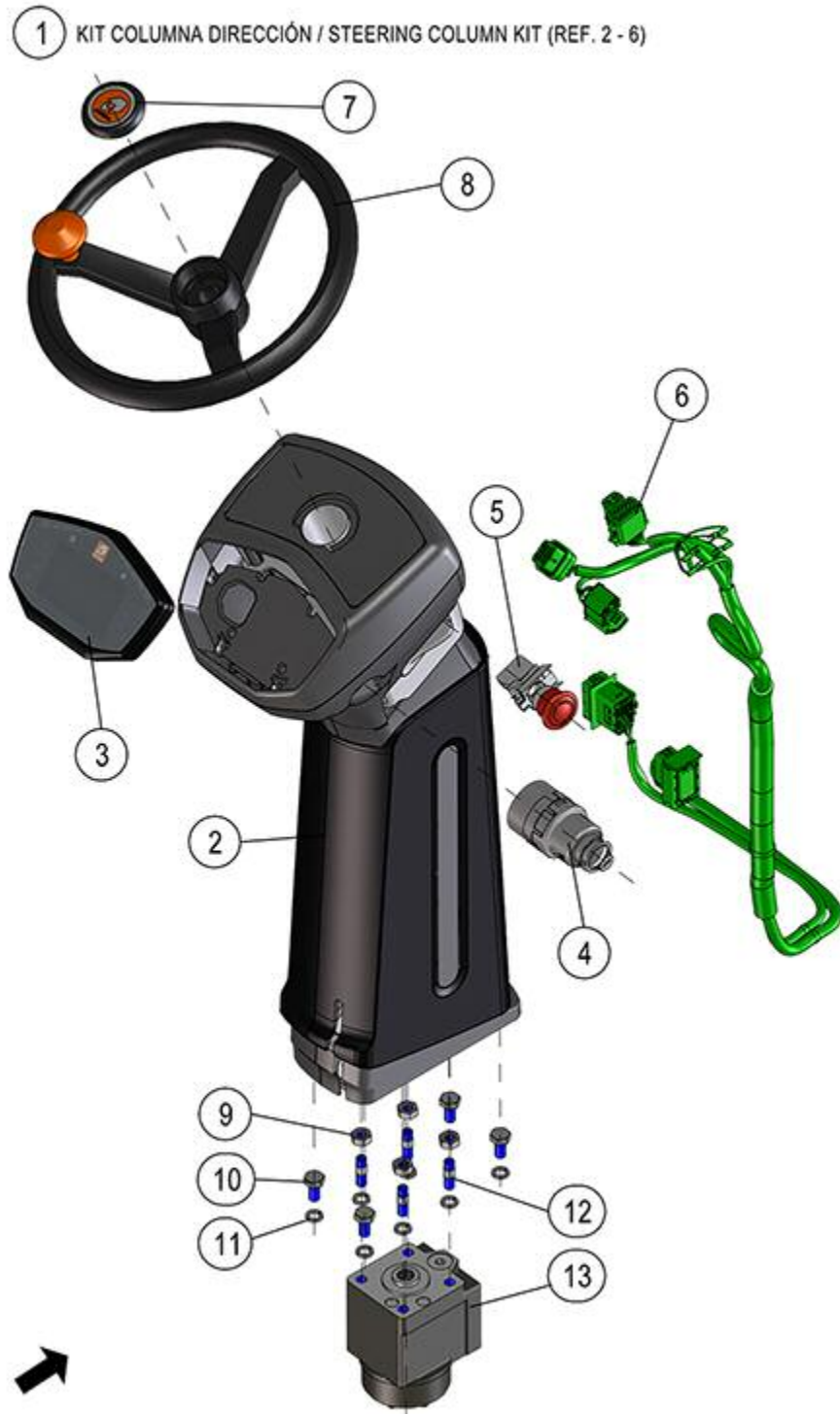


FIGURE	REFERENCE	DENOMINATION	AMOUNT
001	24.11100.00		1
002	24.11100RE99	PLASTICS KIT	1
003	66.11104.00	DISPLAY PROGRAMMABLE LCD 4" COL	1



004	32.08172.00	MAIN SWITCH WITH KEY ASSEMBLY	1
004.1	IM.30025.99	KEY	1
005	48.11590.00	SWITCH EMERGENCY 1 CONTONTACTOR NC	1
006	24.11001.00		1
007	00.00626.05	TRIM	1
008	15.01016.01	STEERING WHEEL D21-315 WITH POMMEL	1
009	701.10000.66	NUT DIN934 M10x1.5	4
010	603.10020.86	SCREW DIN933 M10x20	4
011	104.10000.00	WASHER DIN7980 D10	8
012	15.00435.01	STUD DIN938 33 M10x1.5	4
013	43.70614.01	STEERING VALVE 100 CC DAN	1

# 06. STEERING

## STEERING

CHASSIS: 87807



FIGURE	REFERENCE	DENOMINATION	AMOUNT
001	24.11100.01	STEERING COLUMN	1
002	24.11100RE99	PLASTICS KIT	1

003	66.11104.00	DISPLAY PROGRAMMABLE LCD 4" COL	1
004	32.08172.00	MAIN SWITCH WITH KEY ASSEMBLY	1
004.1	IM.30025.99	KEY	1
005	48.11590.00	SWITCH EMERGENCY 1 CONTONTACTOR NC	1
006	24.11001.00		1
007	00.00626.05	TRIM	1
008	15.01016.01	STEERING WHEEL D21-315 WITH POMMEL	1
009	701.10000.66	NUT DIN934 M10x1.5	4
010	603.10020.86	SCREW DIN933 M10x20	4
011	104.10000.00	WASHER DIN7980 D10	8
012	15.00435.01	STUD DIN938 33 M10x1.5	4
013	43.70614.01	STEERING VALVE 100 CC DAN	1

**COMMENTS**

---

PM.00059

## 07. WHEELS

### FRONT WHEELS



FIGURE	REFERENCE	DENOMINATION	AMOUNT
001A	20.07130DE00	RIGHT MOUNTED WHEEL (CH 250)	1
001B	20.07130IZ00	WHEEL RIM	1
002	20.07132.00	RIM 11 x 18 OFF. + 30	2
003	70.07024.00	VALVE, TUBELESS TR575	2

## 07. WHEELS

### REAR WHEELS



FIGURE	REFERENCE	DENOMINATION	AMOUNT
001A	57.07010DE00	RIGHT MOUNTED TIRE 10.0/75-15.3` 12PR	1
001B	57.07010IZ00	LEFT WHEEL MOUNTED 10.0/75-15.3` 12PR	1
002	20.07015.00	WHEEL RIM 9X15.3 (CH250 X4)	2

# 08. BODYWORK SHEETS (1)

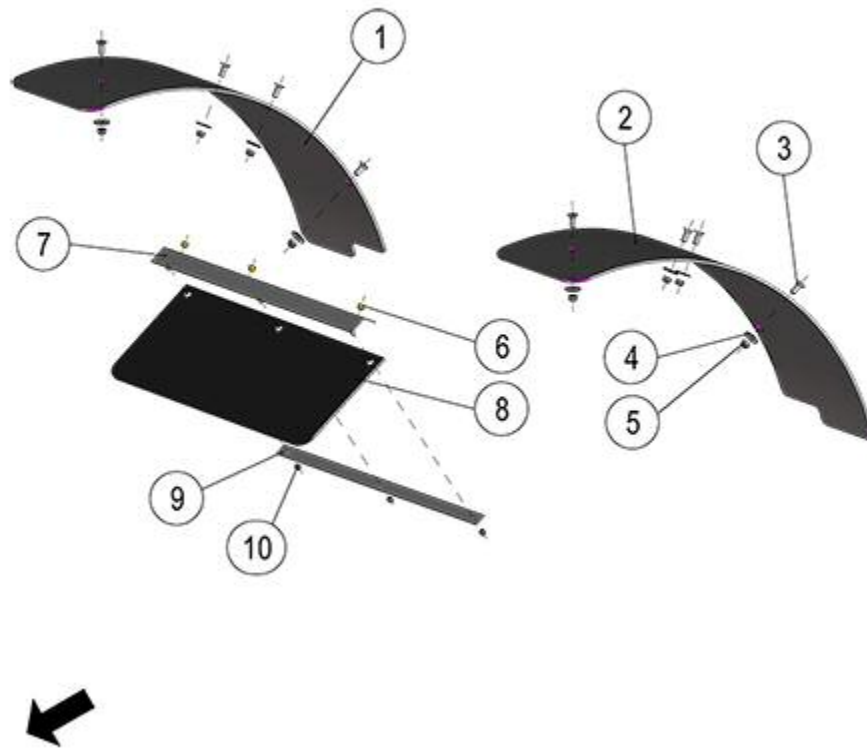


FIGURE	REFERENCE	DENOMINATION	AMOUNT
001	24.08104.00	RIGHT MUDGUARD	1
002	24.08103.00	LEFT MUDGUARD	1
003	618.08020.86	SCREW DIN7991 M8x20	8
004	112.08000.66	WASHER DIN9021 D8	8
005	711.08000.66	NUT DIN982 M8	8
006	711.06000.66	NUT DIN982 M6	3
007	10.00227.01	BRACKET ANG.	1
008	10.00225.01	GUARD	1
009	10.00226.01	STRIP SUPPORT	1
010	711.05000.66	NUT DIN982 M5	3



# 08. BODYWORK SHEETS (2)

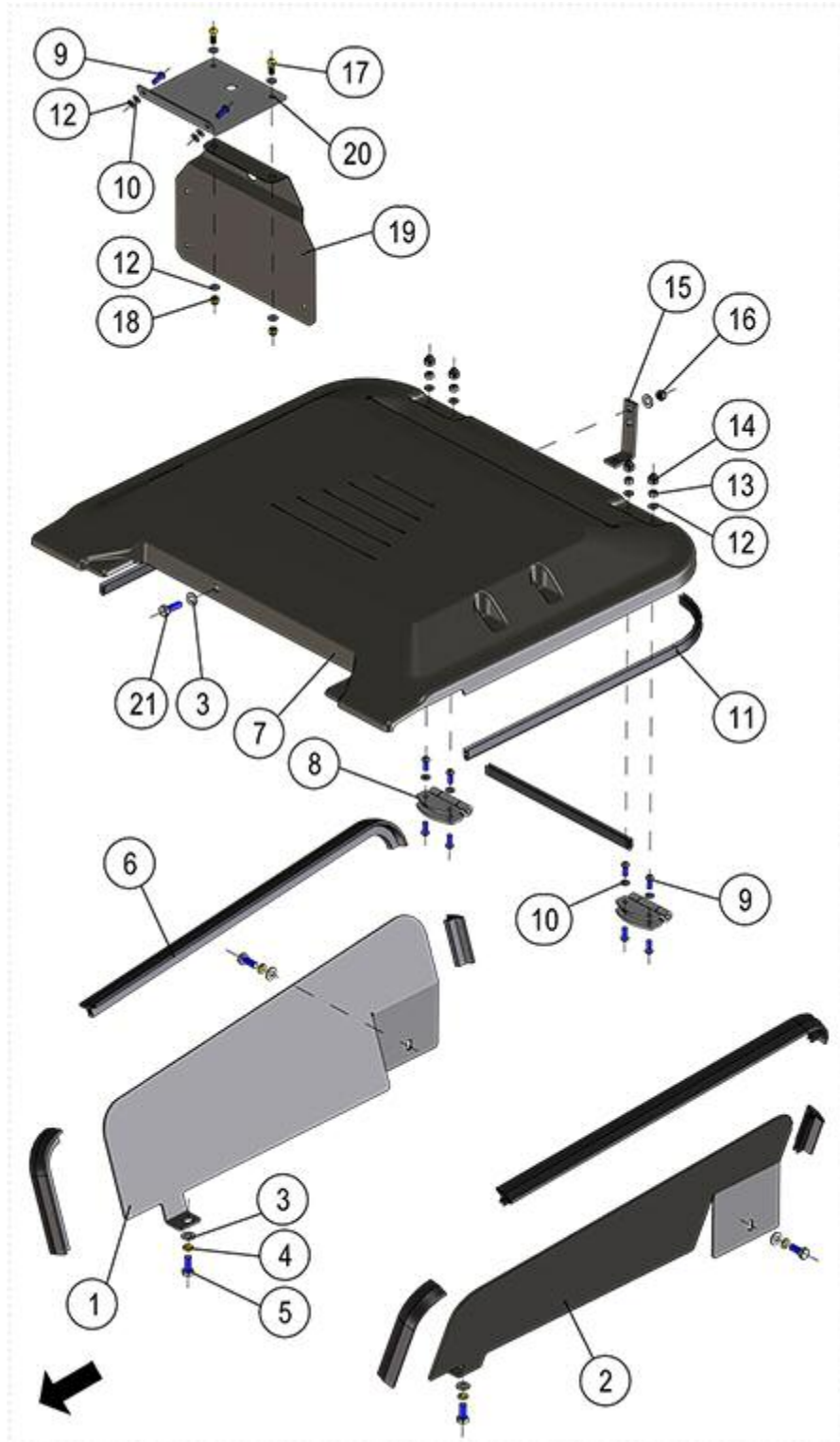


FIGURE	REFERENCE	DENOMINATION	AMOUNT
001	24.08101.00	RIGHT ENGINE COVER	1
002	24.08102.00	LEFT ENGINE COVER	1



003	101.08000.66	WASHER DIN125 D8	6
004	104.08000.00	WASHER DIN7980 D8	4
004	104.08000.00	WASHER DIN7980 D8	4
004	104.08000.00	WASHER DIN7980 D8	4
005	603.08020.86	SCREW DIN933 M8x20	4
006	472.00411.00	RUBBER PROFILE MAT.	6
007	24.08100.00	ENGINE COVER	1
008	35.08172.00	HINGE 14X65X75	2
009	630.06015.96	SCREW ISO7380 M6x15	10
010	104.06000.00	WASHER DIN7980 D6	6
011	472.00007.00	RUBBER PROFILE MAT.	3
012	101.06000.66	WASHER DIN125 D6	11
013	720.06000.66	NUT	4
014	46.08774.00	CAP GPN M6	4
015	39.02041.01	SUPPORT	1
016	711.08000.66	NUT DIN982 M8	1
017	630.06020.96	SCREW ISO7380 M6x20	2
018	711.06000.66	NUT DIN982 M6	3
019	66.13300.00	NUMBER PLATE SUPPORT 250x196x30x1.5 (7022)	1
020	20.09208.01	SUPPORT 135X140X22	1
021	603.08025.86	SCREW DIN933 M8x25	1

# 08. BODYWORK

## SHEETS (2)

CHASSIS: 87290

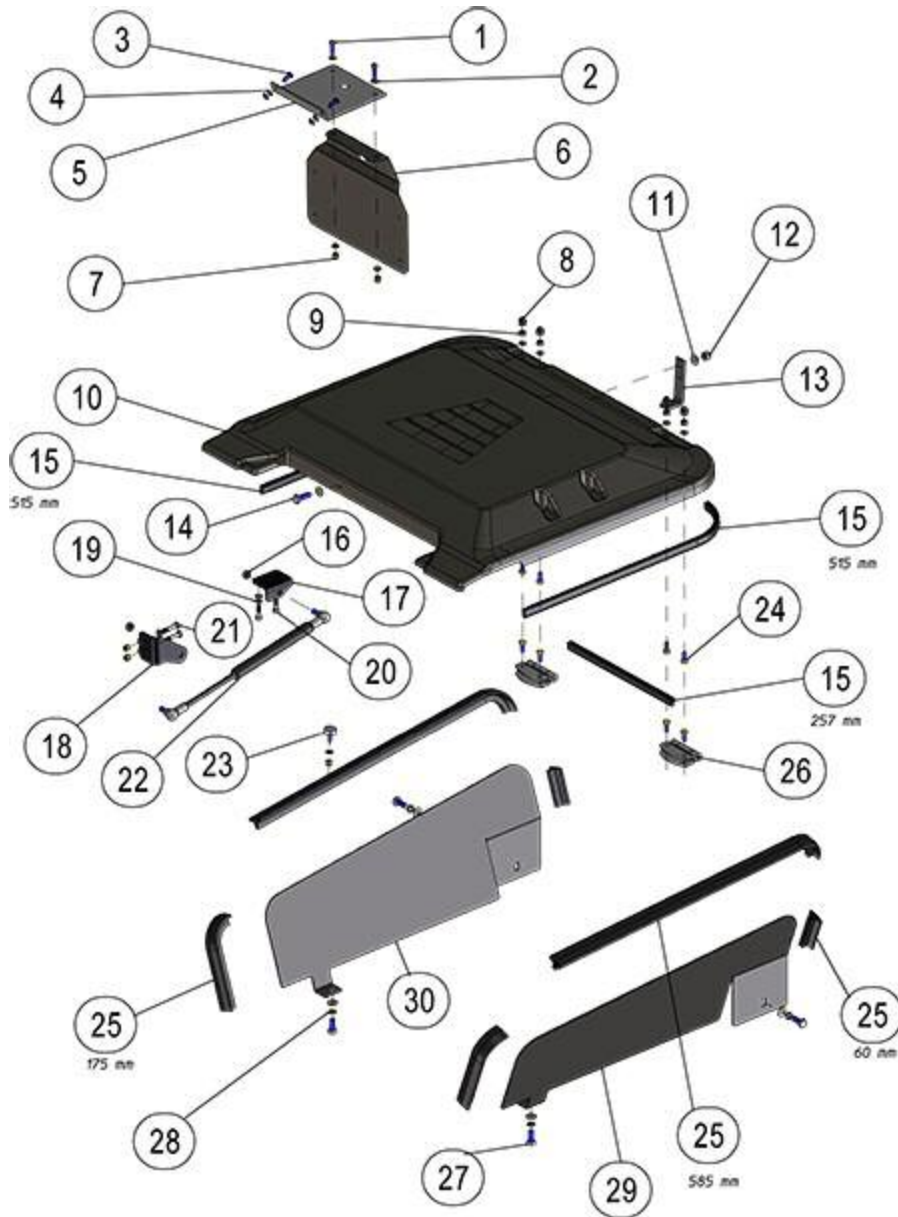


FIGURE	REFERENCE	DENOMINATION	AMOUNT
001	630.06020.96	SCREW ISO7380 M6x20	2
002	101.06000.66	WASHER DIN125 D6	17
003	630.06015.96	SCREW ISO7380 M6x15	2
004	104.06000.00	WASHER DIN7980 D6	2
005	20.09208.01	SUPPORT 135X140X22	1
006	66.13300.00	NUMBER PLATE SUPPORT 250x196x30x1.5 (7022)	1
007	711.06000.66	NUT DIN982 M6	8
008	46.08774.00	CAP GPN M6	4

009	720.06000.66	NUT	4
010	24.08100.00	ENGINE COVER	1
011	101.08000.66	WASHER DIN125 D8	6
012	711.08000.66	NUT DIN982 M8	9
013	39.02041.01	SUPPORT	1
014	603.08025.86	SCREW DIN933 M8x25	1
015	472.00007.00	PROFILE RUBBER 8X15X450	3
016	720.08000.66	NUT DIN985 M8 AUTOLOCKING	2
017	24.13167.00	SHEET	1
018	24.13166.00	SHEET	1
019	105.06000.66	CIR-CLIP DIN7980	2
020	604.06020.86	SCREW M6x20 DIN931	2
021	604.06030.86	SCREW DIN931	2
022	48.08038.00	SHOCK REAR DOOR W	1
023	60.01926.00	RUBBER TOP 20X8.5 M6X165	1
024	603.06015.87	SCREW DIN933 M6x15	8
025	472.00411.00	RUBBER PROFILE MAT.	6
026	35.08172.00	HINGE 14X65X75	2
027	603.08020.86	SCREW DIN933 M8x20	4
028	104.08000.00	WASHER DIN7980 D8	4
029	24.08102.00	LEFT ENGINE COVER	1
030	24.08101.00	RIGHT ENGINE COVER	1

**COMMENTS**

PM.00060

# 08. BODYWORK

## CABIN (1)

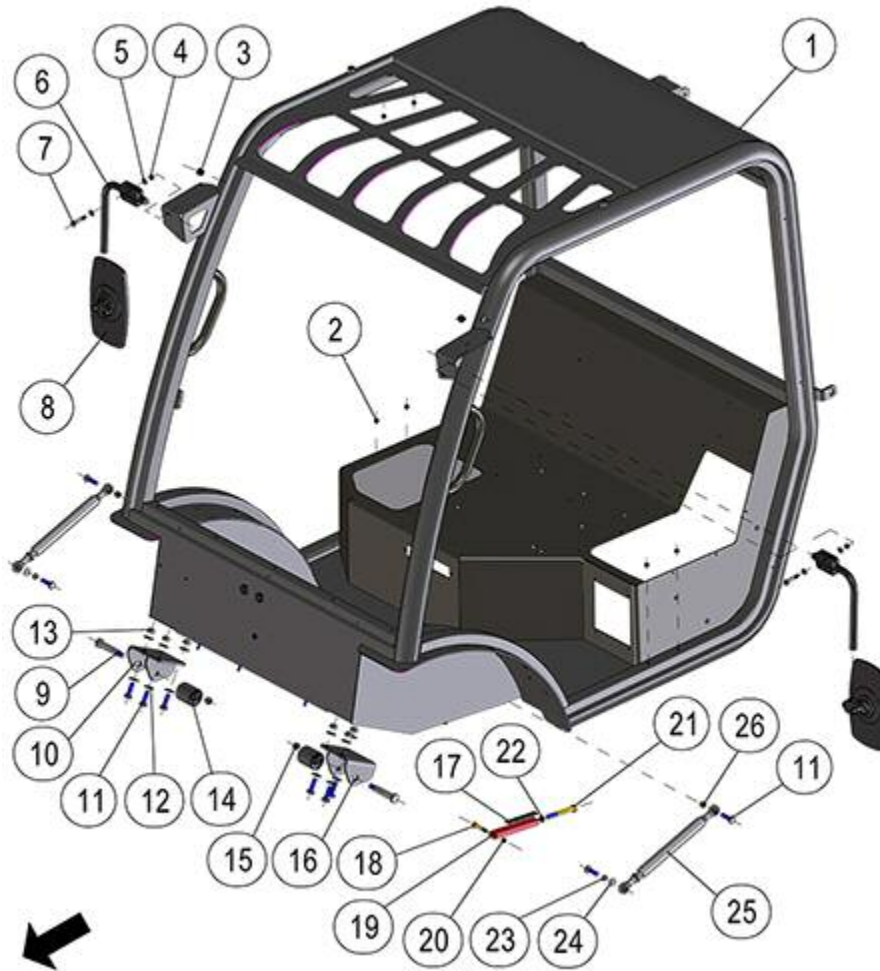


FIGURE	REFERENCE	DENOMINATION	AMOUNT
001	24.08200.00	OPEN CABIN SET	1
002	02.32008.00	PLASTIC PLUG	8
003	02.32018.00	PLASTIC D18 CAP	4
004	720.08000.66	NUT DIN985 M8 AUTOLOCKING	2
005	101.08000.66	WASHER DIN125 D8	4
006	12.08012.00	DRIVIMR MIRROR SUPPORT	2
007	604.08040.86	SCREW DIN931	2
008	12.08011.00	REARVIEW MIRROR	2
009	24.08217.00	PIN	2
010	24.08215.00	RIGHT FIXING SUPPORT	1
011	603.10035.86	SCREW DIN933 M10x35	10
012	01.00837.00	CIR-CLIP INT. DIN9021*	12
013	720.10000.66	NUT	6

014	30.08026.00	ECCENTRIC D48X64 CUSHION	2
015	720.12000.66	NUT M12 DIN985 AUTOLOCKING	2
016	24.08217.00	PIN	1
017	472.02015.00	RUBBER PROFILE MAT.	1
018	604.08045.86	SCREW DIN931 M8x45	1
019	12.04036.00	SUPPORT	1
020	711.08000.66	NUT DIN982 M8	1
021	604.10090.86	NUT	1
022	701.10000.66	NUT DIN934 M10x1.5	1
023	104.10000.00	WASHER DIN7980 D10	2
024	101.10000.66	WASHER DIN125 D10	2
025	57.08040.00	CYLINDER 28X325 2050N	2
026	711.10000.66	SHOCK ABSORBER	2

# 08. BODYWORK

## CABIN (2)

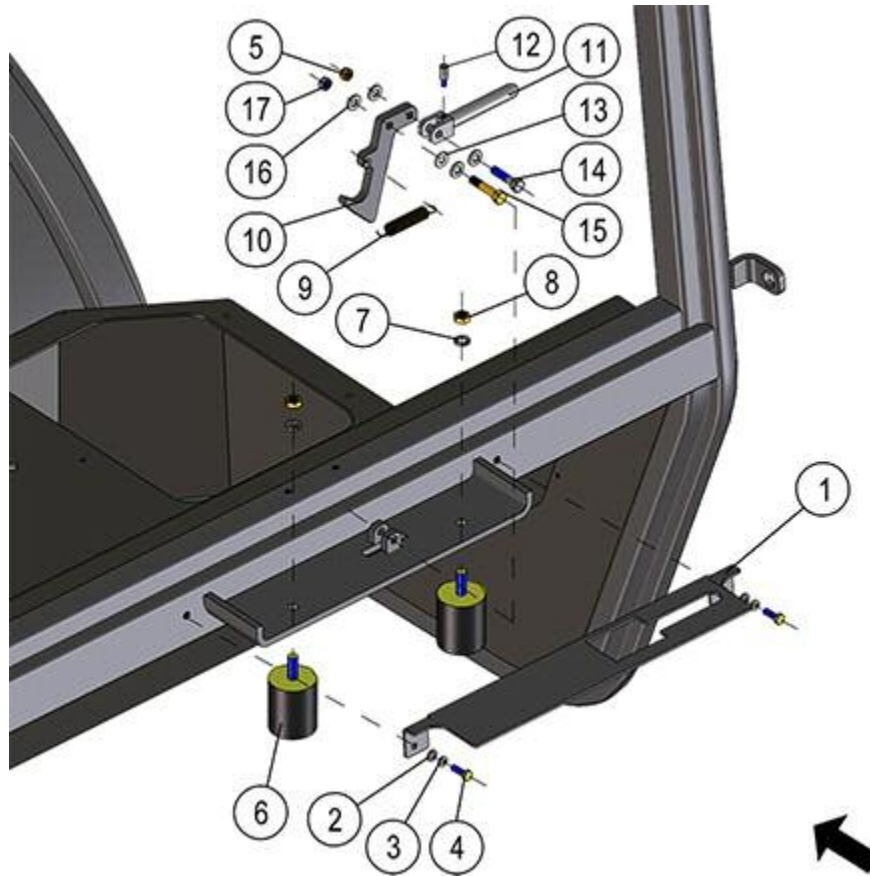


FIGURE	REFERENCE	DENOMINATION	AMOUNT
001	24.08219.00	COVER	1
002	101.06000.66	WASHER DIN125 D6	2
003	104.06000.00	WASHER DIN7980 D6	2
003	104.06000.00	WASHER DIN7980 D6	2
004	603.06020.86	SCREW DIN933 M6x20	2
005	711.08000.66	NUT DIN982 M8	1
006	08.00107.02	BUTT	2
007	104.10000.00	WASHER DIN7980 D10	2
008	701.10000.66	NUT DIN934 M10x1.5	2
009	01.00223.00	SPRING TENSION	1
010	24.08218.00	PAWL	1
011	57.08024.00	ACC. LEVER	1
012	57.08026.00	SHAFT	1
013	116.08000.00	WASHER DIN125 A D8	1
014	604.08035.86	SCREW DIN931	1
015	604.08040.86	SCREW DIN931	1



016	101.08000.66	WASHER DIN125 D8	4
017	720.08000.66	NUT DIN985 M8 AUTOLOCKING	1



# 08. BODYWORK

## CABIN (3)

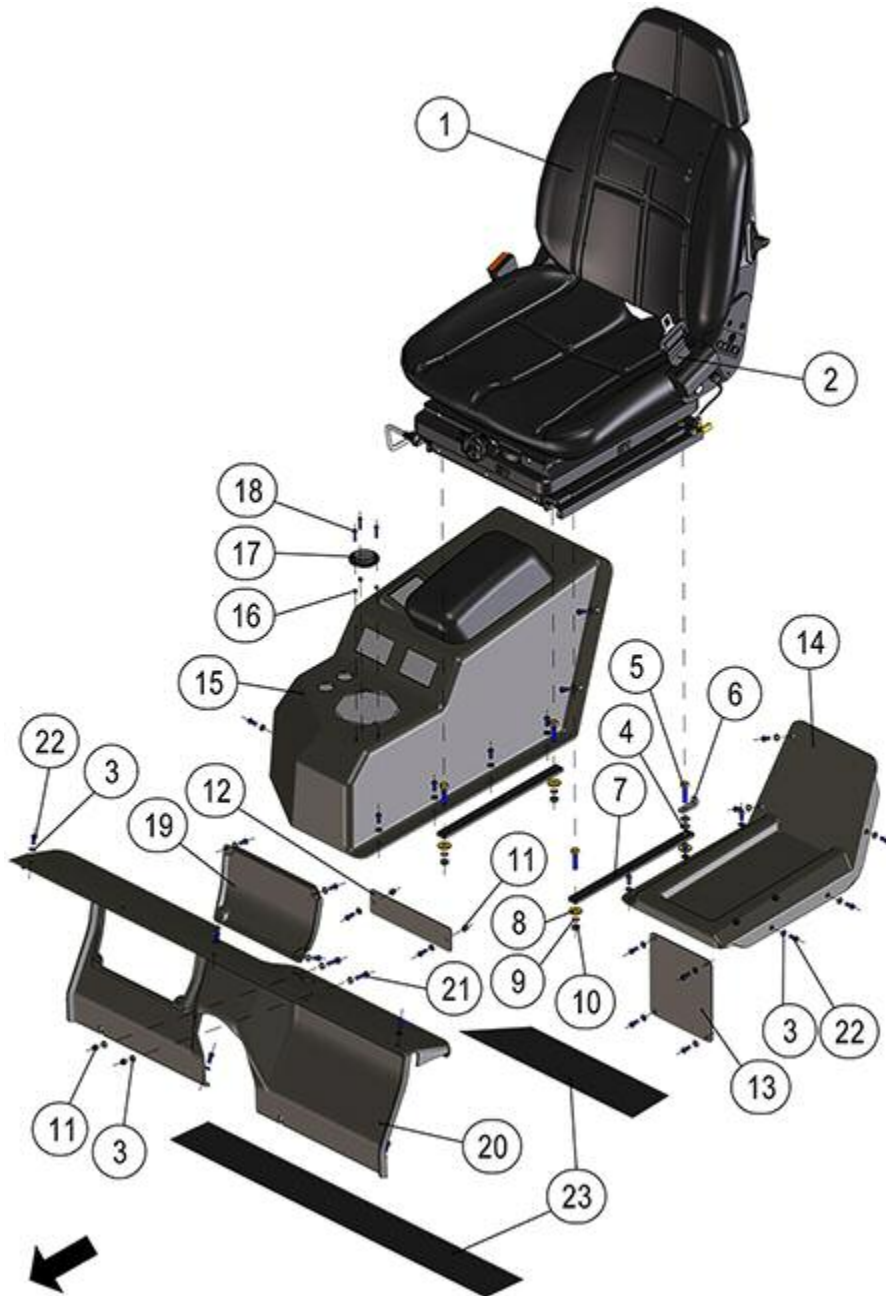


FIGURE	REFERENCE	DENOMINATION	AMOUNT
001	24.08003.00	DRIVER SEAT	1
002	66.08241.00	ORANGE SEAT BELT WITH SENSOR	1
003	101.06000.66	WASHER DIN125 D6	39
004	101.08000.66	WASHER DIN125 D8	2
005	603.08035.86	SCREW DIN933	4
006	57.08401.00	SUPPORT	1



007	10.11081.00	PIN SUPPORT 6X20X317	2
008	112.08000.67	WASHER DIN9021	4
009	104.08000.00	WASHER DIN7980 D8	4
010	701.08000.66	NUT DIN934 M8X1,25	4
011	711.06000.66	NUT DIN982 M6	4
012	24.08221.00	AIR COVER	1
013	24.08220.00	AIR CONDITIONING FILTER COVER	1
014	24.08208.00	LEFT COVER	1
015	24.08209.00	RIGHT COVER	1
016	24.08287.00	SHOCK ABSORBER	3
017	32.08164.00	MACHINE LEVELING INDICATOR	1
018	601.04020.87	SCREW DIN912 M4x20	3
019	24.08206.00	DASHBOARD COVER	1
020	24.08205.00	DASHBOARD	1
021	603.06025.86	SCREW DIN933 M6x25	2
022	630.06015.96	SCREW ISO7380 M6x15	36
022	630.06015.96	SCREW ISO7380 M6x15	36
022	630.06015.96	SCREW ISO7380 M6x15	36
023	476.00100.00	PLATE WEARING	1

# 08. BODYWORK

## CABIN (3)

CHASSIS: 88518

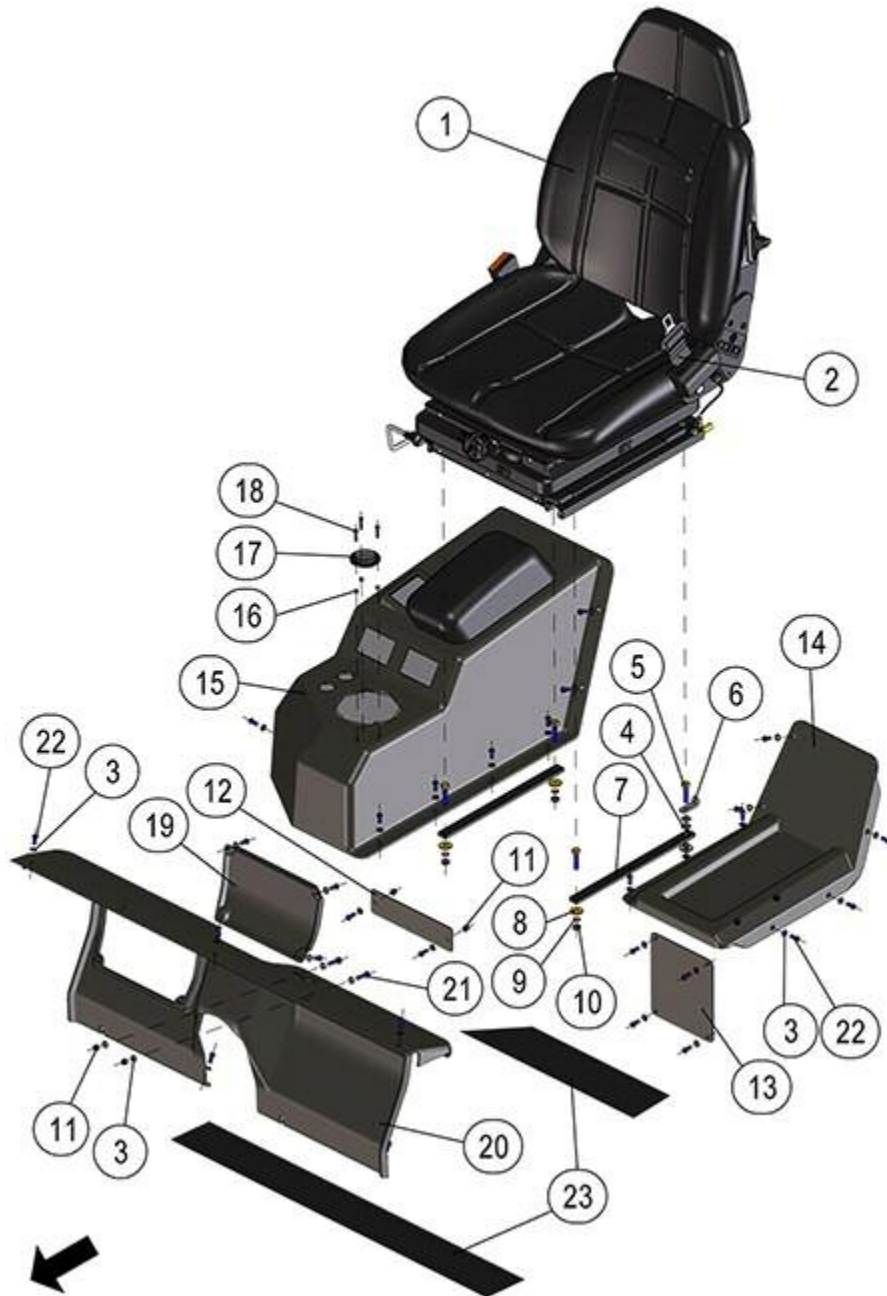


FIGURE	REFERENCE	DENOMINATION	AMOUNT
001	24.08003.01	DRIVER SEAT	1
002	66.08241.00	ORANGE SEAT BELT WITH SENSOR	1
003	101.06000.66	WASHER DIN125 D6	39
004	101.08000.66	WASHER DIN125 D8	2
005	603.08035.86	SCREW DIN933	4
006	57.08401.00	SUPPORT	1



007	10.11081.00	PIN SUPPORT 6X20X317	2
008	112.08000.67	WASHER DIN9021	4
009	104.08000.00	WASHER DIN7980 D8	4
010	701.08000.66	NUT DIN934 M8X1,25	4
011	711.06000.66	NUT DIN982 M6	4
012	24.08221.00	AIR COVER	1
013	24.08220.00	AIR CONDITIONING FILTER COVER	1
014	24.08208.00	LEFT COVER	1
015	24.08209.00	RIGHT COVER	1
016	24.08287.00	SHOCK ABSORBER	3
017	32.08164.00	MACHINE LEVELING INDICATOR	1
018	601.04020.87	SCREW DIN912 M4x20	3
019	24.08206.00	DASHBOARD COVER	1
020	24.08205.00	DASHBOARD	1
021	603.06025.86	SCREW DIN933 M6x25	2
022	630.06015.96	SCREW ISO7380 M6x15	36
022	630.06015.96	SCREW ISO7380 M6x15	36
022	630.06015.96	SCREW ISO7380 M6x15	36
023	476.00100.00	PLATE WEARING	1

**COMMENTS**

PM.00106-A

# 08. BODYWORK COUNTERWEIGHT

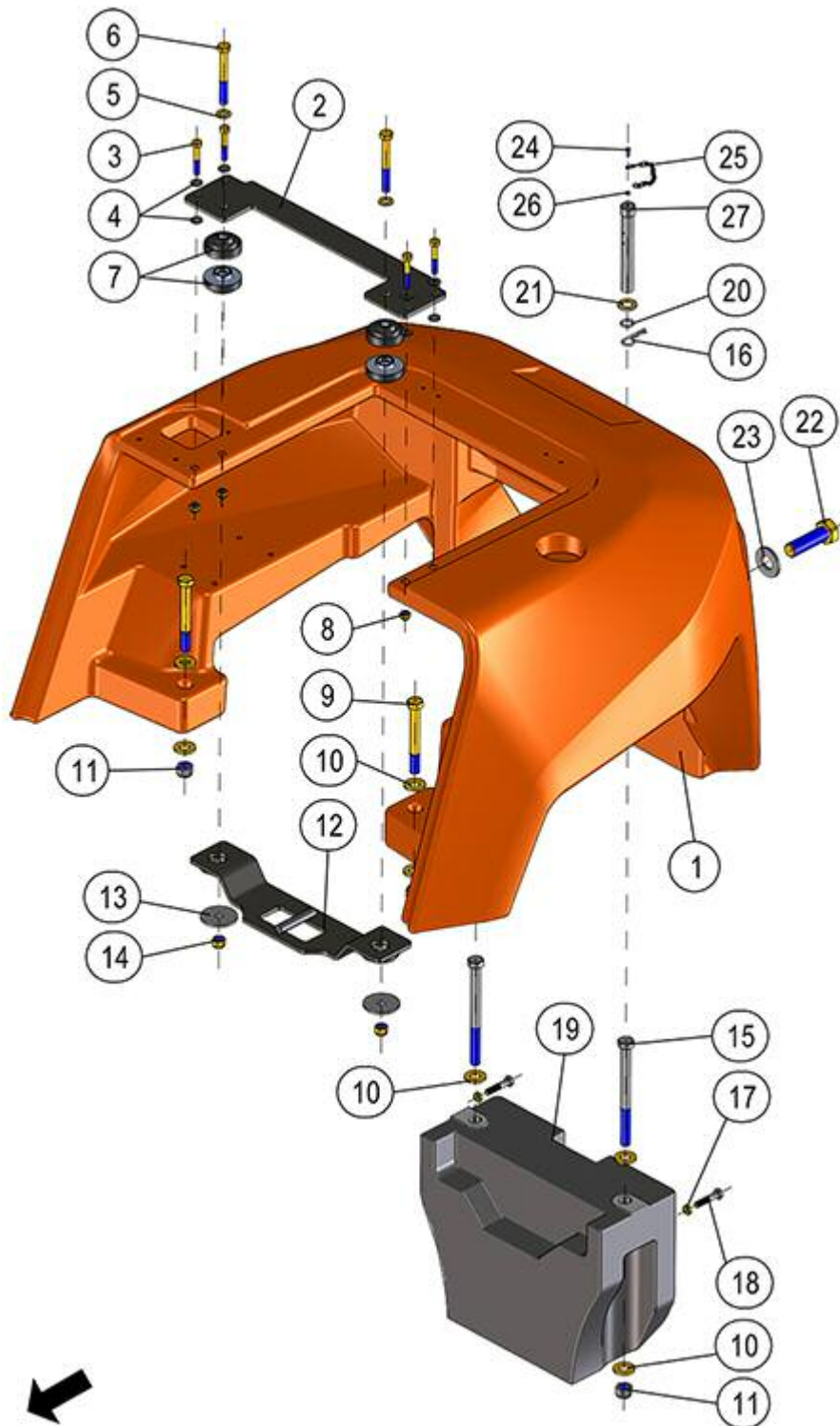


FIGURE	REFERENCE	DENOMINATION	AMOUNT
001	24.08300.00	COUNTERWEIGHT 1352 KG	1
001	24.08300.00	COUNTERWEIGHT 1352 KG	1



001	24.08300.00	COUNTERWEIGHT 1352 KG	1
002	24.08302.00	FIXING SUPPORT	1
003	604.12080.86	SCREW DIN931 M12x80	4
004	101.12000.66	WASHER DIN125 D12	8
005	101.16000.66	WASHER DIN125 D16	2
006	604.16130.86	SCREW	2
007	24.08305.00	SHOCK ABSORBER	4
008	711.12000.66	NUT DIN982 M12	4
009	604.20160.86	SCREW DIN931 M20x160	2
010	15.00561.00	WASHER DIN125 20.5x45x5	8
011	711.20000.66	NUT	4
012	24.08303.00	FIXING SUPPORT	1
013	24.08306.00	WASHER	2
014	711.16000.66	NUT DIN982 M16 8.8 K	2
015	604.20240.86	BOLT DIN931 M20x240	2
016	15.00836.00	PIN DIN11024 R4	1
017	702.12000.66	NUT	2
018	604.12060.87	SCREW	2
019	24.08301.00	COUNTERWEIGHT 260 KG	1
020	201.02104.50	O-RING DIN3770	1
021	101.22000.66	WASHER DIN125	1
022	620.30100.86	SCREW	1
023	20.08030.00	WASHER	1
024	603.05015.86	SCREW DIN933	1
025	15.00834.00	CHAIN	1
026	701.05000.66	NUT DIN934 M5x0.8	1
027	43.70835.00	AXLE CPA/GRA	1

## 08. BODYWORK

### JOYSTICK LEVER

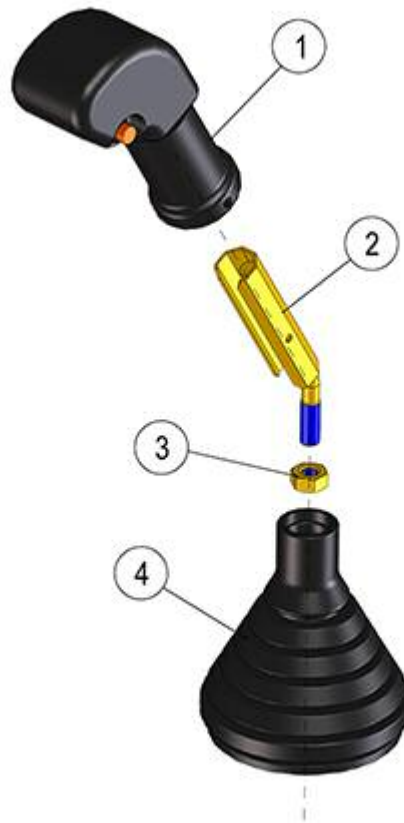


FIGURE	REFERENCE	DENOMINATION	AMOUNT
001	24.11140.01	JOYSTICK LEVER	1
002	10.13154.02	AXIS CIL/ROS 180XD25XM10	1
003	701.10000.66	NUT DIN934 M10x1.5	1
004	43.50349.00	DUST PROTECTOR	1

**09. MAST**  
**01. FORKS**

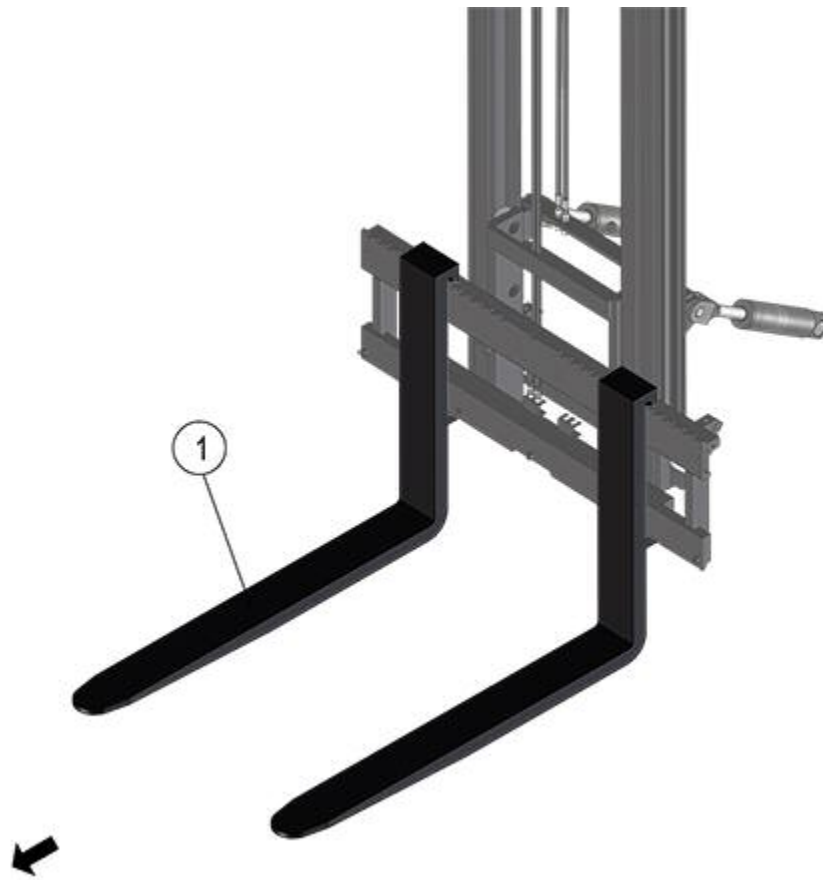


FIGURE	REFERENCE	DENOMINATION	AMOUNT
001	20.09055.00	FORK ARM (1200X772) FEMII C250H	2



**09. MAST**  
**02. TILTING CYLINDER**

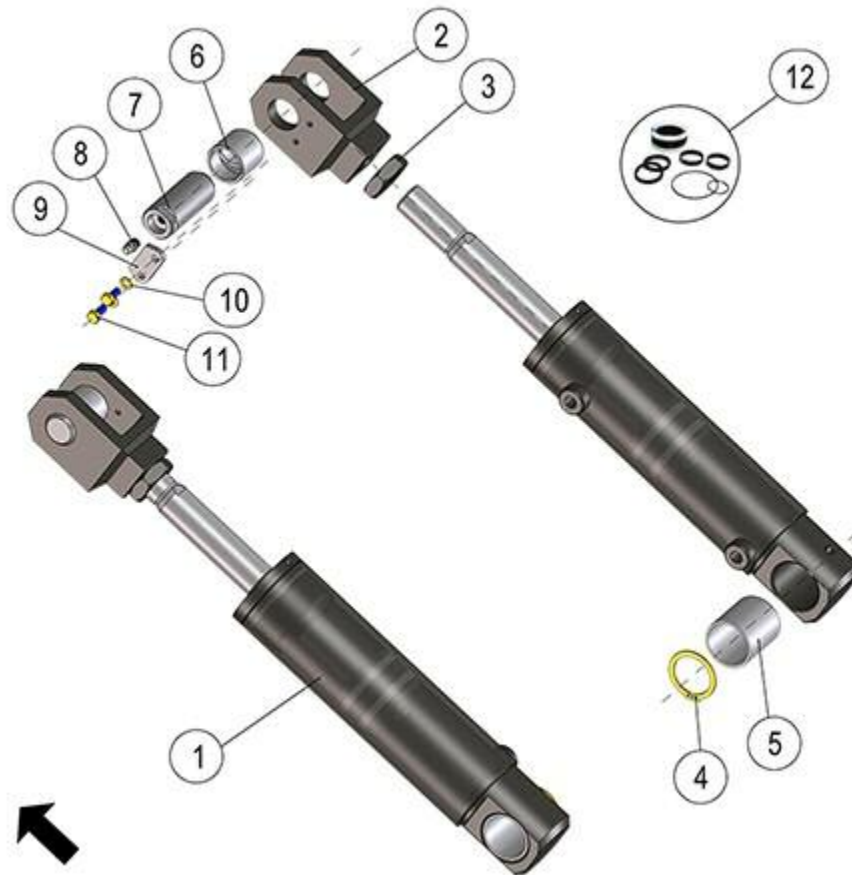


FIGURE	REFERENCE	DENOMINATION	AMOUNT
001	20.09050.01	CYLINDER D/E	1
002	10.01115.01	CYLINDER ROD HEAD	2
003	10.01117.00	NUT DIN439	2
004	904.40000.00	RING DIN471	2
005	09.12125.00	BEARING CYL. D40XD44X50	2
006	08.00527.00	BEARING	2
007	15.01216.00	SHAFT CIL/COA	2
008	901.08000.33	GREASER DIN71412-A M8x1,25	2
009	15.00832.00	PANEL	2
010	104.06000.00	WASHER DIN7980 D6	4
011	603.06015.86	SCREW DIN933 M6x15	4
012	08.99500RE05	GASKET SET	1

**09. MAST 3.30M DUPLEX**  
**01. FULL MAST**



FIGURE	REFERENCE	DENOMINATION	AMOUNT
001	20.12002.02	MAST DUPLEX 3.30M 1260	1

# 09. MAST 3.30M DUPLEX

## 02. MASTS AND SIDE SHIFT

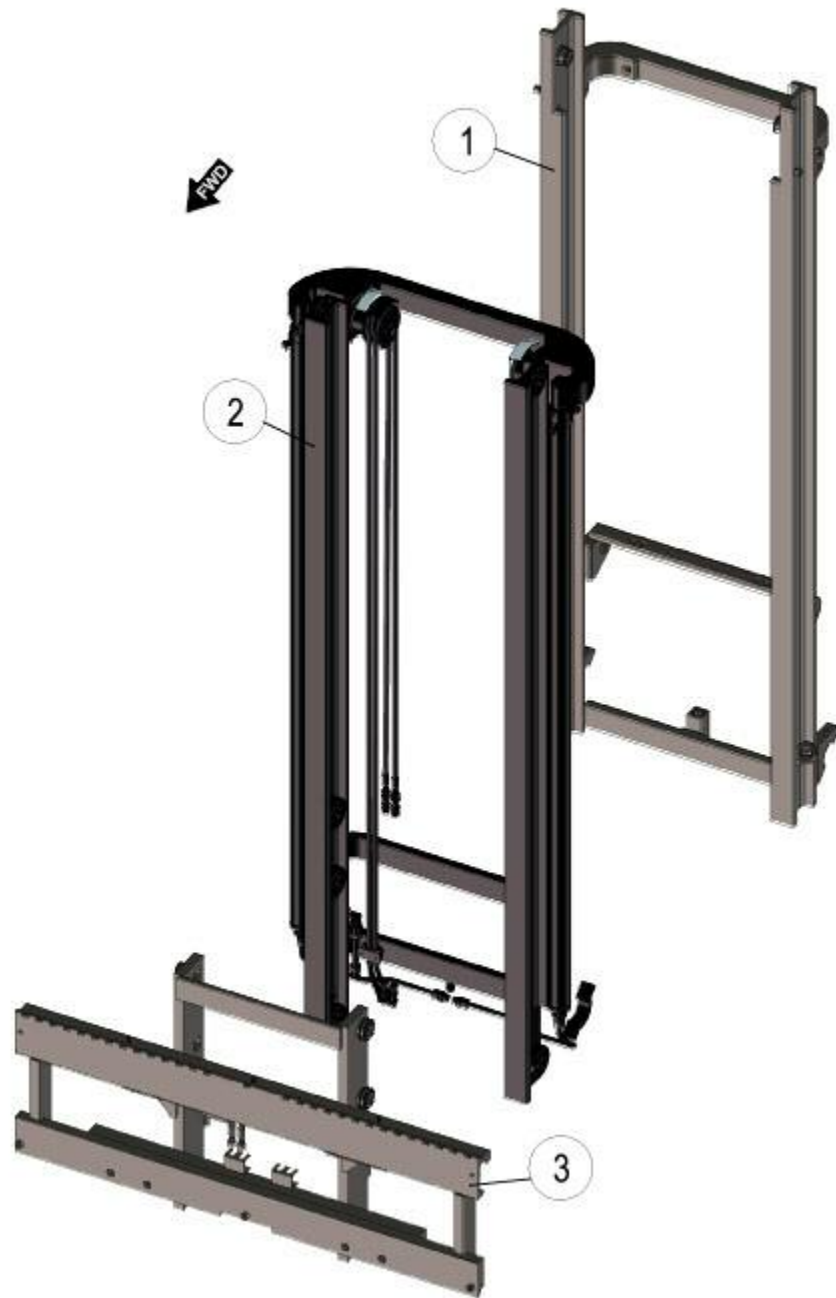


FIGURE	REFERENCE	DENOMINATION	AMOUNT
001	EL96606802080	OUTER MAST 3.30M	1
002	EL96606902080	INNER MAST 3.30M	1
003	EL966071F1260	COMPLETE SIDE SHIFT	1

# 09. MAST 3.30M DUPLEX

## 03. MAST COMPONENTS

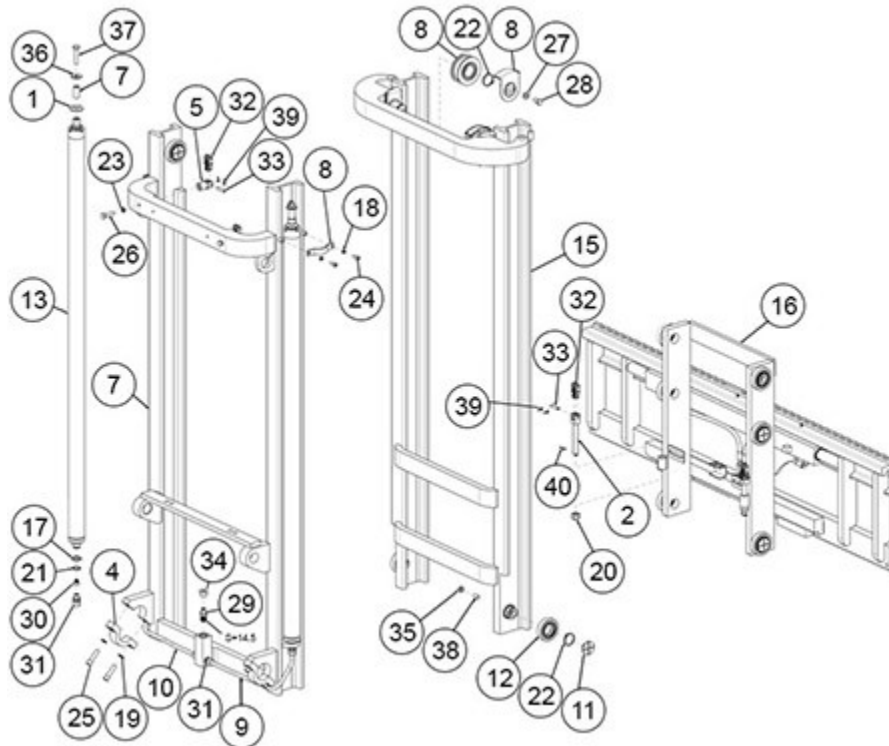


FIGURE	REFERENCE	DENOMINATION	AMOUNT
001	EL.50037.00	CONVEX WASHER D25 DIN6319C	2
002	EL.10083.00	CHAIN ADJUSTABLE TENSOR FOR BL634	2
003	EL.10108.00	PULLEY	2
004	EL.10239.00	CLAMP MAST	2
005	EL.30006.00	FIXED TENSOR FOR BL634	2
006	EL.10145.00	GUIDE	2
007	EL.50027.00	SPACER TUBE L.38	2
008	EL926977	LATERAL CYLINDER SUPPORT	2
009	EL947259	RIGID TUBE D12	1
010	EL947260	RIGID TUBE D12	1
011	EL948668	SHOCK ABSORVER D48	4
012	EL950589	BEARING D78	4
013	EL96366401630	CYLINDER MAST 3.30M	1
014	EL96606802080	OUTER MAST 3.30M	1
015	EL96606902080	INNER MAST 3.30M	1
016	EL966071F1260	COMPLETE SIDE SHIFT	1
017	EL.10032.00	WASHER ADJUST.	2
018	ELC2504	SPRING WASHER D8 UNI 1751	4



019	EL.10132.00	RING	4
020	ELC2523	SELF LOCKING NUT	2
022	EL.10034.00	O RING DIN471 E40	6
023	EL.50030.00	WASHER D10	2
024	EL.10080.00	SCREW	4
025	EL.50057.00	KNOB	4
026	EL.60108.00	SEEGER WASHER	4
027	EL.50033.00	FLAT WASHER D12 UNI6592	1
028	EL.50035.00	SCREW TE M12X20 UNI 5739 8.8	1
029	EL.40049.00	VALVE SB 25	1
030	EL.10072.00	VALVE	2
031	EL.30044.00	RACORD TN 92-12 LR	4
032	ELC450701960	CHAIN BL834	2
033	EL.10082.00	CHAIN PIN BL634	4
034	ELC7383	"CAP TN185GG-1/2""	1
035	ELC7718	NUT M12 UNI 5589-65	4
036	EL.40056.00	FLAT WASHER D12 UNI6593	2
037	EL.60144.00	SCREW TE M12X55 UNI 5737 8.8	2

**09. MAST 3.30M DUPLEX**

**03. MAST COMPONENTS**

FIGURE	REFERENCE	DENOMINATION	AMOUNT
038	ELC9804	STUD M12X20 UNI 5923	4
039	ELCOP002	PIN 2.5X20 UNI1336 RICOTTA	8
040	ELCOP005	PIN 3.5X25 UNI 1336	2

# 09. MAST 3.30M DUPLEX

## 04. HYDRAULIC SYSTEM

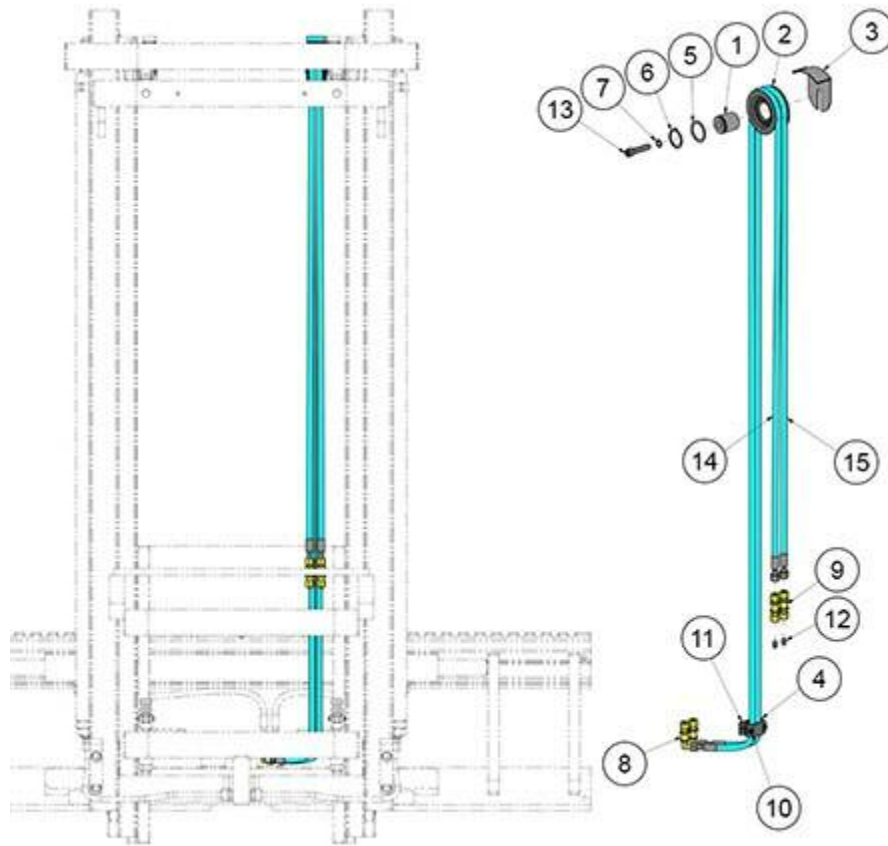


FIGURE	REFERENCE	DENOMINATION	AMOUNT
001	EL.10138.00	AXLE CIL/ROS	1
002	EL.40053.00	HOSE PULLEY	1
003	EL.40120.00	BRACKET ANTI-DERAILMENT	1
004	EL.60050.00	CLAMP	2
005	EL.10155.00	WASHER ADJUST.	1
006	EL.10034.00	O RING DIN471 E40	1
007	EL.10157.00	WASHER SCHNORR D12 DIN7980	1
008	ELC3074	RACORD PIPE SLEEVE 90 TN 118-8 L	2
009	EL.10159.00	RACORD PIPE SLEEVE TN 102-8 L	2
010	EL.60137.00	SCREW M6x25 UNI 5931 8.8	2
011	EL.60153.00	SUPPORT TUBE FLANGE PLATE	1
012	ELC9154	CAP TN324-8LS	2
013	ELC9204	SCREW M12x50 UNI 5931 8.8	1
014	EL90839103300	"AUXILIARY HOSE 1/4""	1
015	EL90839103300	"AUXILIARY HOSE 1/4""	1

**09. MAST 3.30M DUPLEX**  
**05. SIDE-SHIFT PANEL 1600/1260MM**

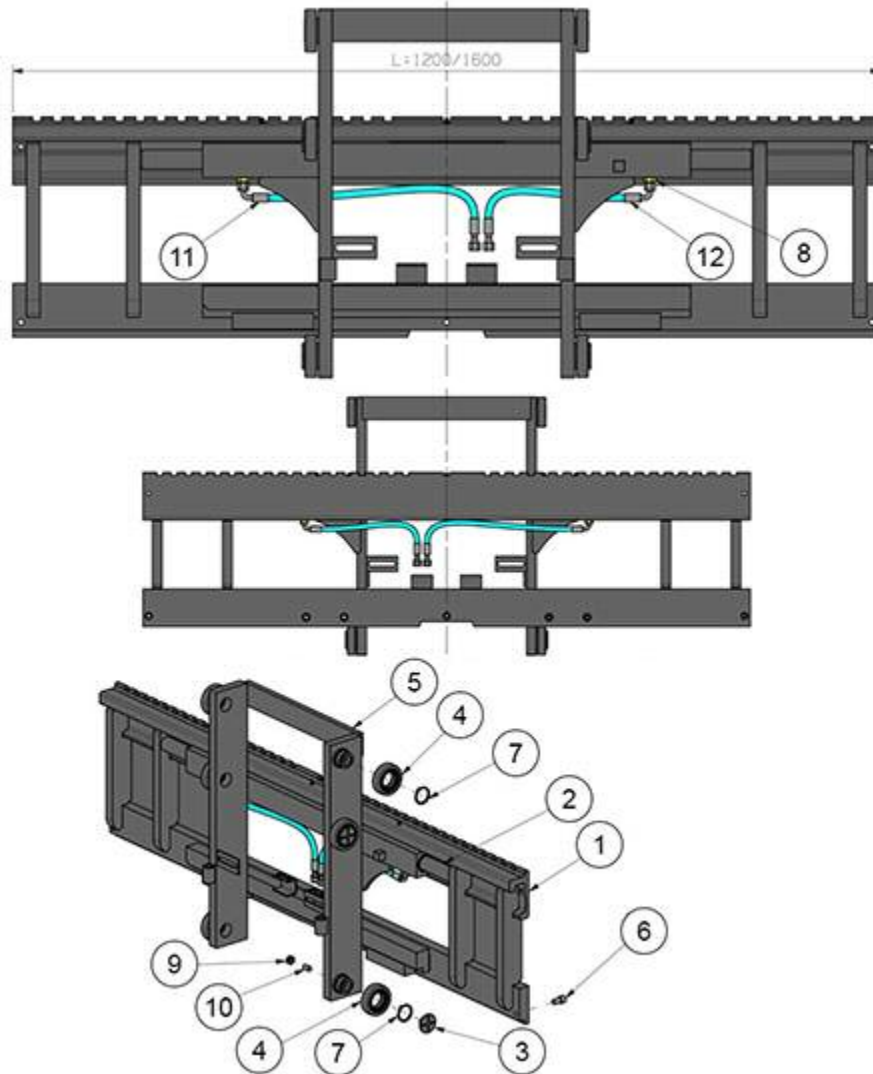


FIGURE	REFERENCE	DENOMINATION	AMOUNT
001	EL93223901260	SHIFT CARRIER FEM2 1260	1
002	N/A	N/A	1
003	EL948668	SHOCK ABSORVER D48	4
004	EL950589	BEARING D78	6
005	EL966072	BACK FORK CARRIAGE T.07 / 1-900 FEM 3	1
006	EL.60103.00	SCREW	3
007	EL.10034.00	O RING DIN471 E40	6
008	EL.50048.00	FITTING TN 92-8 LR	2
009	ELC7718	NUT M12 UNI 5589-65	4
010	ELC9804	STUD M12X20 UNI 5923	4
011	EL92908200470	"AUXILIARY HOSE 1/4""	1



012 EL92908200330 AUXILIARY HOSE 1/4

1



# 09. MAST 3.30M DUPLEX

## 06. HYDRAULIC 4TH VALVE

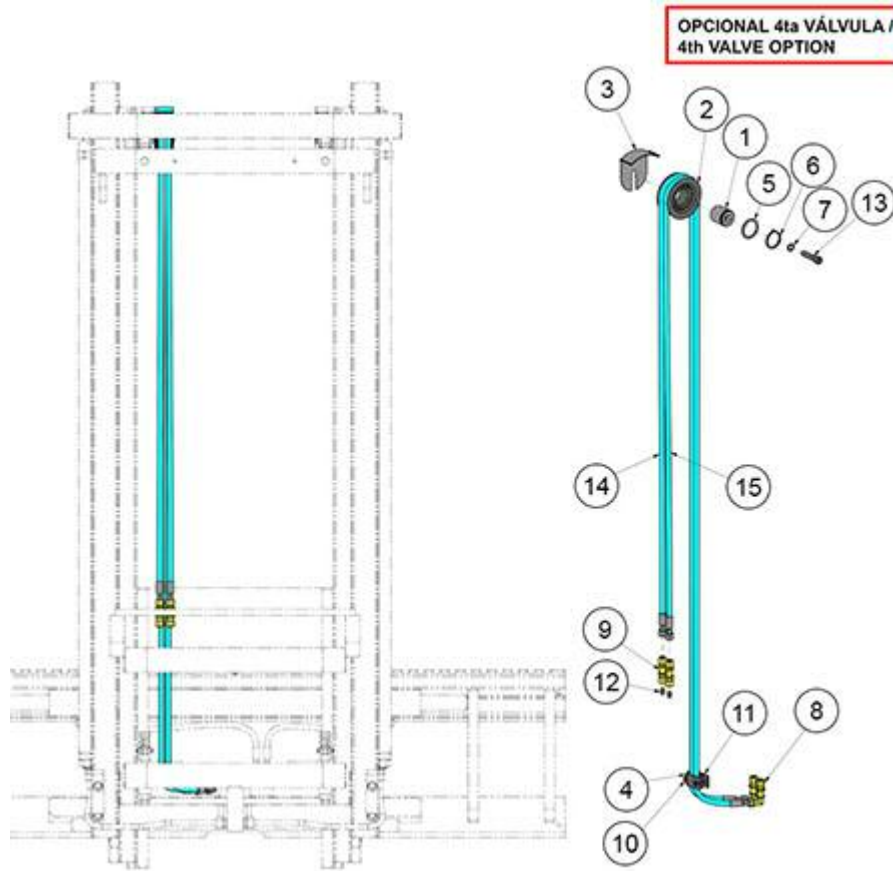


FIGURE	REFERENCE	DENOMINATION	AMOUNT
000	20.09035.02	KIT 4TH VALVE DUPLEX 3.30M	1
001	EL.10138.00	AXLE CIL/ROS	1
002	EL.40053.00	HOSE PULLEY	1
003	EL.40120.00	BRACKET ANTI-DERAILMENT	1
004	EL.60050.00	CLAMP	2
005	EL.10155.00	WASHER ADJUST.	1
006	EL.10034.00	O RING DIN471 E40	1
007	EL.10157.00	WASHER SCHNORR D12 DIN7980	1
008	ELC3074	RACORD PIPE SLEEVE 90 TN 118-8 L	2
009	EL.10159.00	RACORD PIPE SLEEVE TN 102-8 L	2
010	EL.60137.00	SCREW M6x25 UNI 5931 8.8	2
011	EL.60153.00	SUPPORT TUBE FLANGE PLATE	1
012	ELC9154	CAP TN324-8LS	2
013	ELC9204	SCREW M12x50 UNI 5931 8.8	1
014	EL90839103300	"AUXILIARY HOSE 1/4""	1
015	EL90839103300	"AUXILIARY HOSE 1/4""	1



KIT 24.90350RE26 INSTALLATION KIT 4TH VALVE TRIPLEX 3.30M

1

**09. MAST 3.70M TRIPLEX**  
**01. FULL MAST**




FIGURE	REFERENCE	DENOMINATION	AMOUNT
001	20.12203.02	TRIPLEX MAST 6,8M. USA MASTIL 3.70M TRIPLE TAB 1260	1

# 09. MAST 3.70M TRIPLEX

## 02. MASTS AND SIDE SHIFT



FIGURE	REFERENCE	DENOMINATION	AMOUNT
001	EL96361501730	OUTER MAST 3.70M	1
002	EL96362101730	INTERMEDIATE MAST 3.70M	1
003	EL96365301730	INTERIOR MAST 3.70M	1
004	EL963622F1260	COMPLETE SIDE SHIFT	1

# 09. MAST 3.70M TRIPLEX

## 03. MAST COMPONENTS

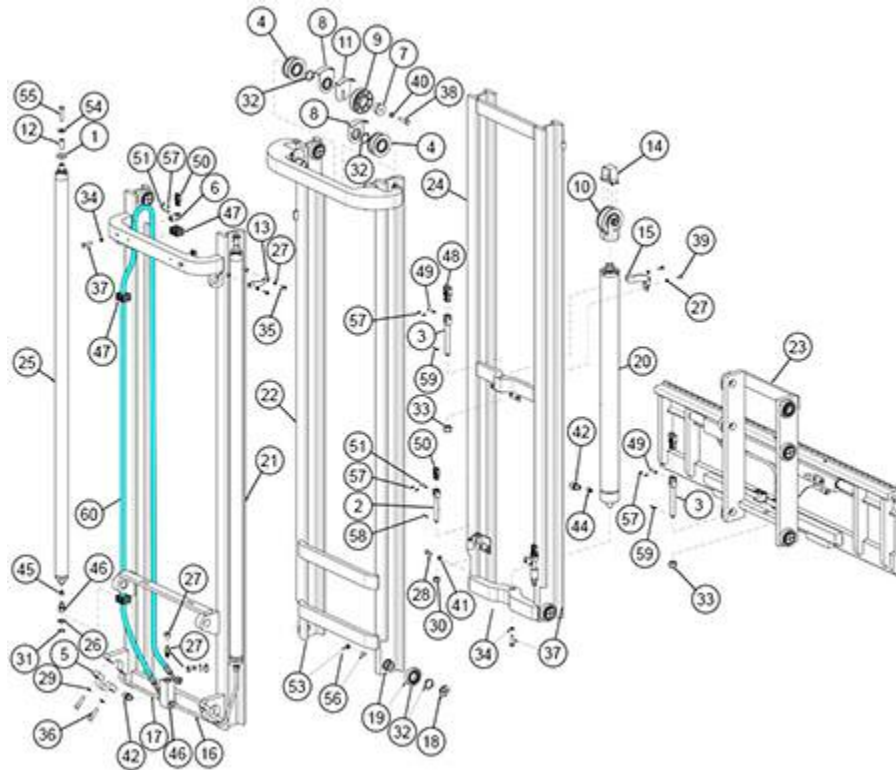


FIGURE	REFERENCE	DENOMINATION	AMOUNT
001	EL.50037.00	CONVEX WASHER D25 DIN6319C	2
002	EL.10083.00	CHAIN ADJUSTABLE TENSOR FOR BL634	2
003	EL.60001.00	CHAIN ANCHOR	2
004	EL.10108.00	PULLEY	2
005	EL.10239.00	CLAMP MAST	2
006	EL.30006.00	FIXED TENSOR FOR BL634	2
007	EL.30068.00	PULLEY BOLT PIPE	1
008	EL.10145.00	GUIDE	2
009	EL.30127.00	PULLEY OIL PIPES	1
010	EL.50061.00	INTEGRAL SUPPORT	1
011	EL.50062.00	BRACKET ANTI-DERAILMENT FOR TUBE	1
012	EL.50027.00	SPACER TUBE L.38	2
013	EL926977	LATERAL CYLINDER SUPPORT	2
014	EL928349	ASSEMBLY COMPONENT	1
015	EL933258	CYLINDER SUPPORT DE.80	1
016	EL947257	RIGID PIPE D12	1
017	EL947258	RIGID PIPE D12	1
018	EL948668	SHOCK ABSORVER D48	8

019	EL950589	BEARING D78	8
020	EL95649900640	FREE LIFT CYLINDER	1
021	EL96361501730	OUTER MAST 3.70M	1
022	EL96362101730	INTERMEDIATE MAST 3.70M	1
023	EL963622F1260	COMPLETE SIDE SHIFT	1
024	EL96365301730	INTERIOR MAST 3.70M	1
025	EL96366401210	MAST CYLINDER	1
026	EL.10032.00	WASHER ADJUST.	2
027	ELC2504	SPRING WASHER D8 UNI 1751	6
028	EL.40034.00	RACORD	1
029	ELC2516	SPRING WASHER D12 UNI 1751	4
030	ELC2523	SELF LOCKING NUT	2
031	EL.10047.00	RING	2
032	EL.10034.00	O RING DIN471 E40	2
033	EL.50065.00	NUT	2
034	EL.50030.00	WASHER D10	3
035	EL.10080.00	SCREW	4
036	EL.50057.00	KNOB	4

**09. MAST 3.70M TRIPLEX**  
**03. MAST COMPONENTS**

FIGURE	REFERENCE	DENOMINATION	AMOUNT
037	EL.50066.00	SCREW TE M10X40 UNI 5737 8.8	3
038	EL.50067.00	SCREW TE M12X50 UNI 5737 8.8	1
039	EL.10111.00	SCREW TE M8X16 UNI 5739 8.8	2
040	EL.50033.00	FLAT WASHER D12 UNI6592	1
041	EL.10157.00	WASHER SCHNORR D12 DIN7980	1
042	EL.10174.00	RACCORD TN 92-15 LR	2
043	EL.30135.00	RETENTION VALVE	1
044	EL.50081.00	VALVE	1
045	EL.10072.00	VALVE	2
046	EL.30044.00	RACCORD TN 92-12 LR	4
047	EL.30117.00	CLAMP SP320PPIS	4
048	ELC450401050	CARRIAGE CHAIN BL634	1
049	EL.60135.00	CHAIN PIN	2
050	ELC450701580	CHAIN BL834	2
051	EL.10082.00	CHAIN PIN BL634	4
052	ELC7383	"CAP TN185GG-1/2""	1



053	ELC7718	NUT M12 UNI 5589-65	8
054	EL.40056.00	FLAT WASHER D12 UNI6593	2
055	EL.60144.00	SCREW TE M12X55 UNI 5737 8.8	2
056	ELC9804	STUD M12X20 UNI 5923	8
057	ELCOP002	PIN 2.5X20 UNI1336 RICOTTA	12
058	ELCOP005	PIN 3.5X25 UNI 1336	2
059	ELCOP006	PIN 3.5X36 UNI 1336	2
060	EL92665603350	"FLEXIBLE HOSE 1/2""	1

# 09. MAST 3.70M TRIPLEX

## 04. HYDRAULIC SYSTEM

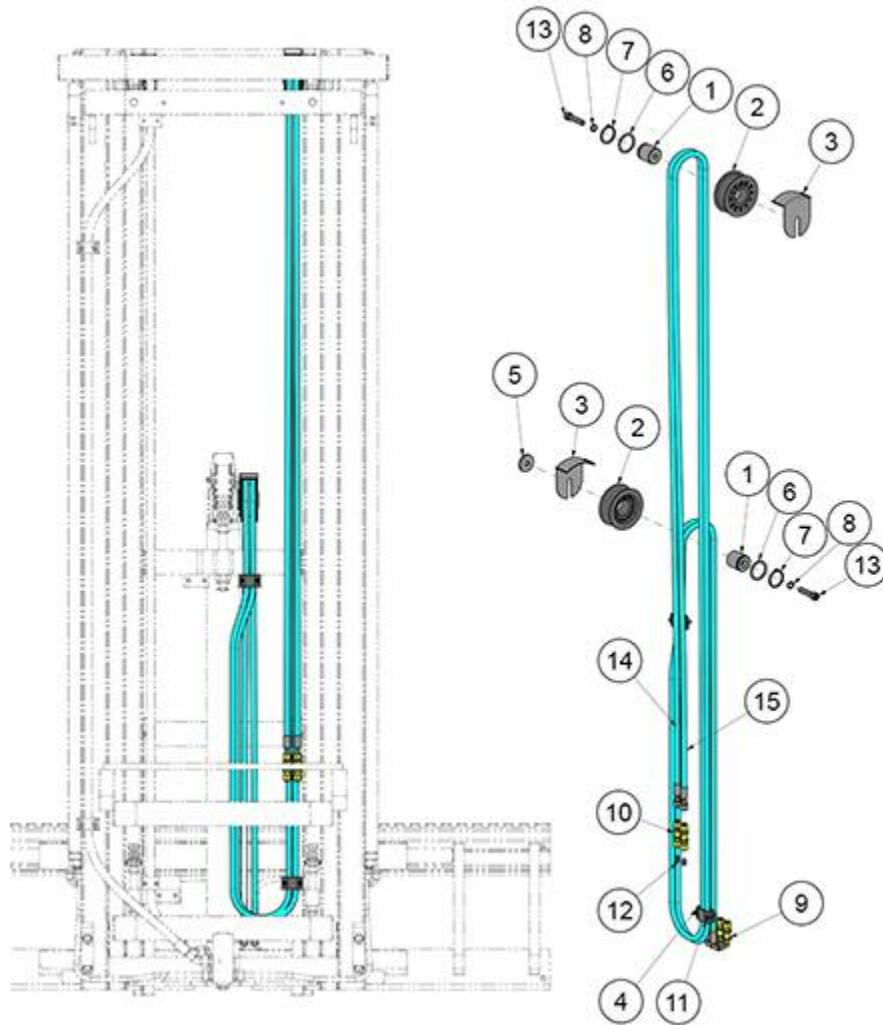


FIGURE	REFERENCE	DENOMINATION	AMOUNT
001	EL.10138.00	AXLE CIL/ROS	2
002	EL.40053.00	HOSE PULLEY	2
003	EL.40120.00	BRACKET ANTI-DERAILMENT	1
004	EL.60050.00	CLAMP	2
005	EL.60151.00	PULLEY FIXING WASHER	1
006	EL.10155.00	WASHER ADJUST.	2
007	EL.10034.00	O RING DIN471 E40	2
008	EL.10157.00	WASHER SCHNORR D12 DIN7980	2
009	ELC3074	RACORD PIPE SLEEVE 90 TN 118-8 L	2
010	EL.10159.00	RACORD PIPE SLEEVE TN 102-8 L	2
011	EL.60137.00	SCREW M6x25 UNI 5931 8.8	4
012	ELC9154	CAP TN324-8LS	2
013	ELC9204	SCREW M12x50 UNI 5931 8.8	2





014	EL95775304250	"AUXILIARY HOSE 1/4""	1
015	EL95775304250	"AUXILIARY HOSE 1/4""	1

**09. MAST 3.70M TRIPLEX**  
**05. SIDE-SHIFT PANEL 1600/1260MM**

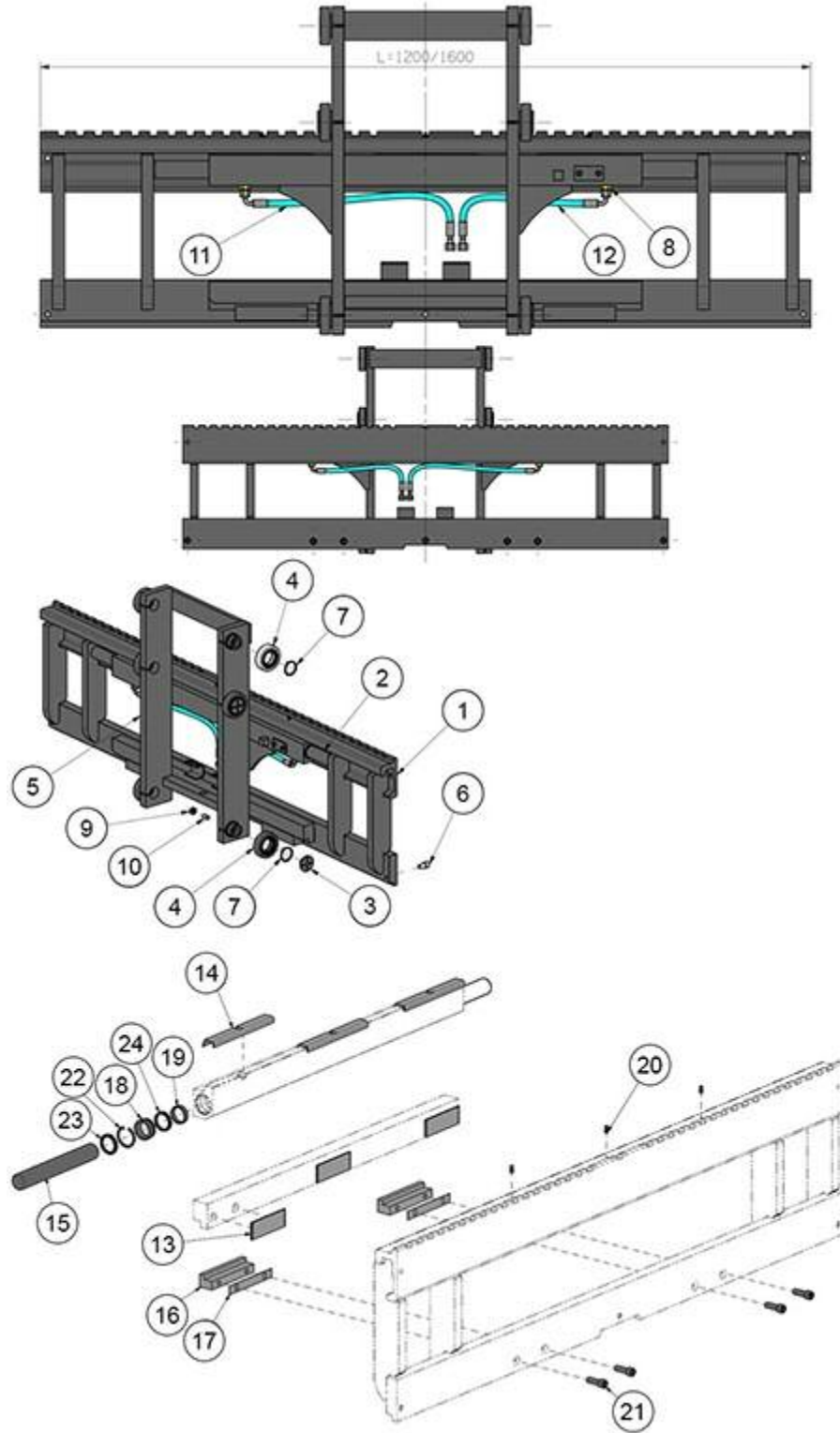


FIGURE	REFERENCE	DENOMINATION	AMOUNT
001	EL93223901260	SHIFT CARRIER FEM2 1260	1



002	N/A	N/A	1
003	EL948668	SHOCK ABSORVER D48	4
004	EL950589	BEARING D78	6
005	EL963655	BACK FORK CARRIAGE T.07 / 1-900 FEM 2	1
006	EL.60103.00	SCREW	3
007	EL.10034.00	O RING DIN471 E40	6
008	EL.50048.00	FITTING TN 92-8 LR	2
009	ELC7718	NUT M12 UNI 5589-65	4
010	ELC9804	STUD M12X20 UNI 5923	4
011	EL92908200450	AUXILIARY HOSE 1/4	1
012	EL92908200330	AUXILIARY HOSE 1/4	1
013	EL.40027.00	LOWER PAD RUBBING	3
014	EL.50038.00	PAD RUBBING	3
015	EL93220600270	STEM D36	2
016	EL937455	LOWER HOOK	2
017	EL937456	HOOK THICKNESS	2
018	EL938345	BUSHING	2
019	ELC2320	NOT AVAILABLE	2
020	ELC2540	GREASE M6	3
021	EL.50050.00	SCREW DIN912 M12X35 8.8	4
022	ELC3322	SEEGER I 46 UNI 7437	2
023	ELC9408	NOT AVAILABLE	2
024	ELC9409	NOT AVAILABLE	2
025	ELC9589	GASKET KIT CYLINDER	1

# 09. MAST 3.70M TRIPLEX

## 06. HYDRAULIC 4TH VALVE

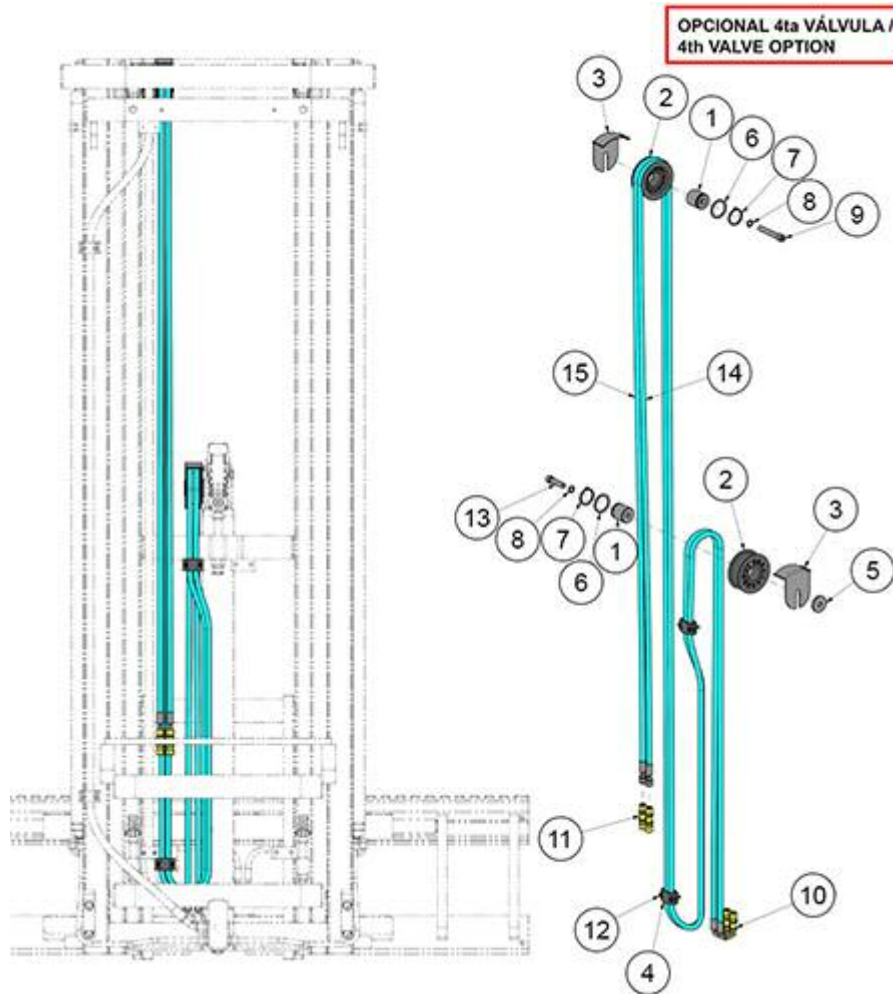


FIGURE	REFERENCE	DENOMINATION	AMOUNT
000	20.09036.02	KIT 4th VALVE TRIPLEX 3.70M	1
001	EL.10138.00	AXLE CIL/ROS	2
002	EL.40053.00	HOSE PULLEY	2
003	EL.40120.00	BRACKET ANTI-DERAILMENT	2
004	EL.60050.00	CLAMP	4
005	EL.60151.00	PULLEY FIXING WASHER	1
006	EL.10155.00	WASHER ADJUST.	2
007	EL.10034.00	O RING DIN471 E40	2
008	EL.10157.00	WASHER SCHNORR D12 DIN7980	2
009	ELC2975	SCREW TCEI M12X80 UNI 5931 8.8	1
010	ELC3074	RACORD PIPE SLEEVE 90 TN 118-8 L	2
011	EL.10159.00	RACORD PIPE SLEEVE TN 102-8 L	2
012	ELC7748	SCREW TCEI M6X25 UNI 5931 8.8	4



013	ELC9204	SCREW M12x50 UNI 5931 8.8	1
014	EL95775304250	"AUXILIARY HOSE 1/4""	1
015	EL95775304250	"AUXILIARY HOSE 1/4""	1
KIT	24.90350RE27	INSTALLATION KIT 4TH VALVE TRIPLEX 3.70M	1

# 09. MAST 4.30M TRIPLEX

## 01. FULL MAST



FIGURE	REFERENCE	DENOMINATION	AMOUNT
001	20.12206.01	TRIPLEX MAST 6,8M. USA MASTIL TRIPLE 4.30M TAB 1600	1

# 09. MAST 4.30M TRIPLEX

## 02. MASTS AND SIDE SHIFT



FIGURE	REFERENCE	DENOMINATION	AMOUNT
001	EL96361501930	OUTER MAST 4.30M	1
002	EL96362101930	INTERMEDIATE MAST 4.30M	1
003	EL96365301930	INTERIOR MAST 4.30M	1
004	EL963622F1260	COMPLETE SIDE SHIFT	1

# 09. MAST 4.30M TRIPLEX

## 03. MAST COMPONENTS

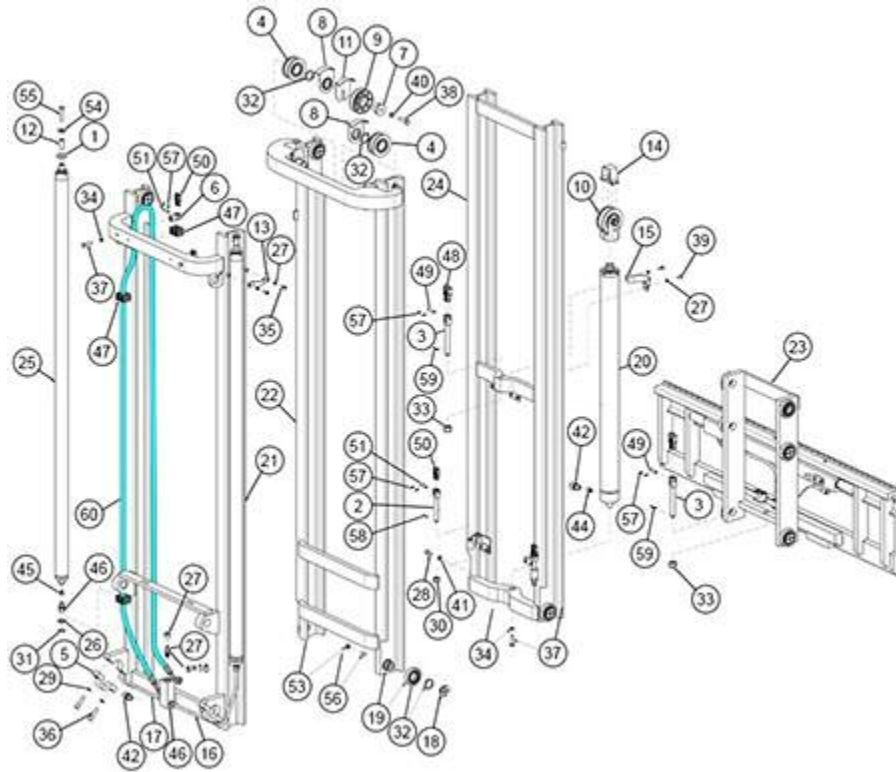


FIGURE	REFERENCE	DENOMINATION	AMOUNT
001	EL.50037.00	CONVEX WASHER D25 DIN6319C	2
002	EL.10083.00	CHAIN ADJUSTABLE TENSOR FOR BL634	2
003	EL.60001.00	CHAIN ANCHOR	2
004	EL.10108.00	PULLEY	2
005	EL.10239.00	CLAMP MAST	2
006	EL.30006.00	FIXED TENSOR FOR BL634	2
007	EL.30068.00	PULLEY BOLT PIPE	1
008	EL.10145.00	GUIDE	2
009	EL.30127.00	PULLEY OIL PIPES	1
010	EL.50061.00	INTEGRAL SUPPORT	1
011	EL.50062.00	BRACKET ANTI-DERAILMENT FOR TUBE	1
012	EL.50027.00	SPACER TUBE L.38	2
013	EL926977	LATERAL CYLINDER SUPPORT	2
014	EL928349	ASSEMBLY COMPONENT	1
015	EL933258	CYLINDER SUPPORT DE.80	1
016	EL947257	RIGID PIPE D12	1
017	EL947258	RIGID PIPE D12	1
018	EL948668	SHOCK ABSORVER D48	8



019	EL950589	BEARING D78	8
020	EL95649900740	FREE LIFT CYLINDER	1
021	EL96361501930	OUTER MAST 4.30M	1
022	EL96362101930	INTERMEDIATE MAST 4.30M	1
023	EL963622F1260	COMPLETE SIDE SHIFT	1
024	EL96365301930	INTERIOR MAST 4.30M	1
025	EL96366401410	MAST CYLINDER	2
026	EL.10032.00	WASHER ADJUST.	2
027	ELC2504	SPRING WASHER D8 UNI 1751	6
028	EL.40034.00	RACORD	1
029	ELC2516	SPRING WASHER D12 UNI 1751	4
030	ELC2523	SELF LOCKING NUT	2
031	EL.10047.00	RING	2
032	EL.10034.00	O RING DIN471 E40	2
033	EL.50065.00	NUT	2
034	EL.50030.00	WASHER D10	3
035	EL.10080.00	SCREW	4
036	EL.50057.00	KNOB	4

**09. MAST 4.30M TRIPLEX**  
**03. MAST COMPONENTS**

FIGURE	REFERENCE	DENOMINATION	AMOUNT
037	EL.50066.00	SCREW TE M10X40 UNI 5737 8.8	3
038	EL.50067.00	SCREW TE M12X50 UNI 5737 8.8	1
039	EL.10111.00	SCREW TE M8X16 UNI 5739 8.8	2
040	EL.50033.00	FLAT WASHER D12 UNI6592	1
041	EL.10157.00	WASHER SCHNORR D12 DIN7980	1
042	EL.10174.00	RACCORD TN 92-15 LR	2
043	EL.30135.00	RETENTION VALVE	1
044	EL.50081.00	VALVE	1
045	EL.10072.00	VALVE	2
046	EL.30044.00	RACCORD TN 92-12 LR	4
047	EL.30117.00	CLAMP SP320PPIS	4
048	ELC450401150	CHAIN BL834	1
049	EL.60135.00	CHAIN PIN	2
050	ELC450401150	CHAIN BL834	2
051	EL.10082.00	CHAIN PIN BL634	4
052	ELC7383	"CAP TN185GG-1/2""	1

053	ELC7718	NUT M12 UNI 5589-65	8
054	EL.40056.00	FLAT WASHER D12 UNI6593	2
055	EL.60144.00	SCREW TE M12X55 UNI 5737 8.8	2
056	ELC9804	STUD M12X20 UNI 5923	8
057	ELCOP002	PIN 2.5X20 UNI1336 RICOTTA	12
058	ELCOP005	PIN 3.5X25 UNI 1336	2
059	ELCOP006	PIN 3.5X36 UNI 1336	2
060	EL92665603750	"FLEXIBLE HOSE 1/2""	1

# 09. MAST 4.30M TRIPLEX

## 04. HYDRAULIC SYSTEM

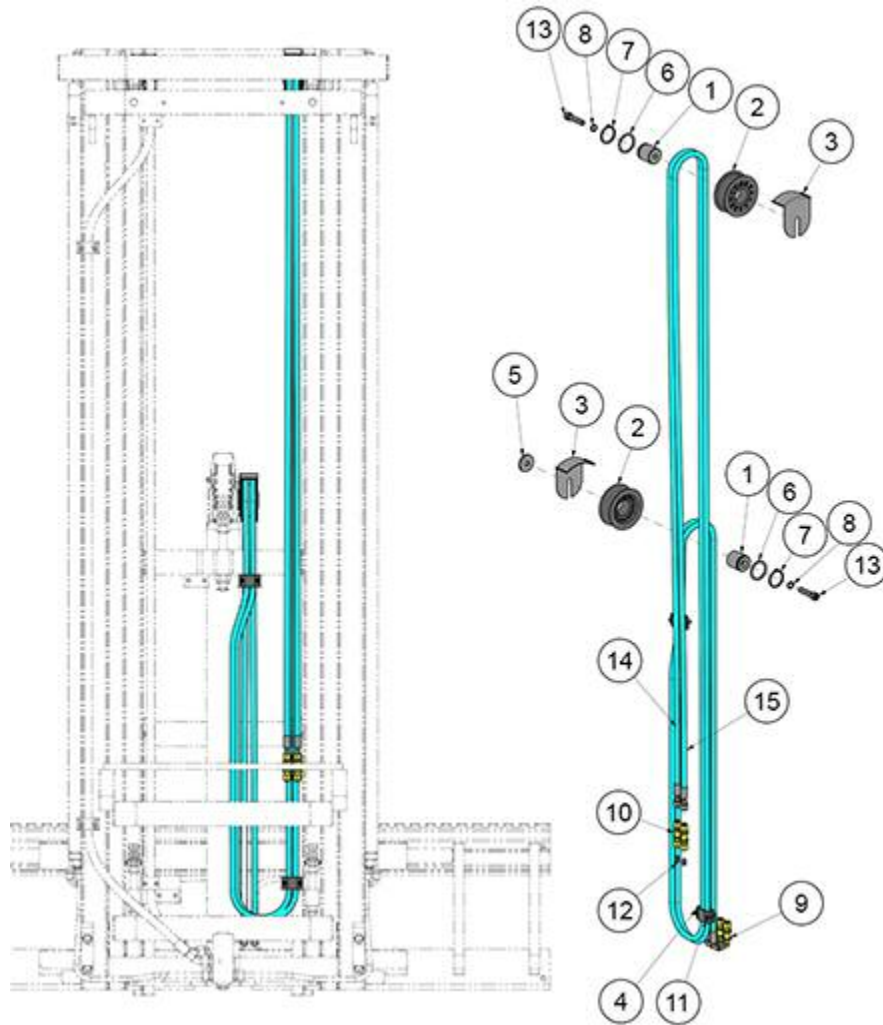


FIGURE	REFERENCE	DENOMINATION	AMOUNT
001	EL.10138.00	AXLE CIL/ROS	2
002	EL.40053.00	HOSE PULLEY	2
003	EL.40120.00	BRACKET ANTI-DERAILMENT	1
004	EL.60050.00	CLAMP	2
005	EL.60151.00	PULLEY FIXING WASHER	1
006	EL.10155.00	WASHER ADJUST.	2
007	EL.10034.00	O RING DIN471 E40	2
008	EL.10157.00	WASHER SCHNORR D12 DIN7980	2
009	ELC3074	RACORD PIPE SLEEVE 90 TN 118-8 L	2
010	EL.10159.00	RACORD PIPE SLEEVE TN 102-8 L	2
011	EL.60137.00	SCREW M6x25 UNI 5931 8.8	4
012	ELC9154	CAP TN324-8LS	2
013	ELC9204	SCREW M12x50 UNI 5931 8.8	2



014	EL95775304850	"AUXILIARY HOSE 1/4""	1
015	EL95775304850	"AUXILIARY HOSE 1/4""	1

**09. MAST 4.30M TRIPLEX**  
**05. SIDE-SHIFT PANEL 1600/1260MM**

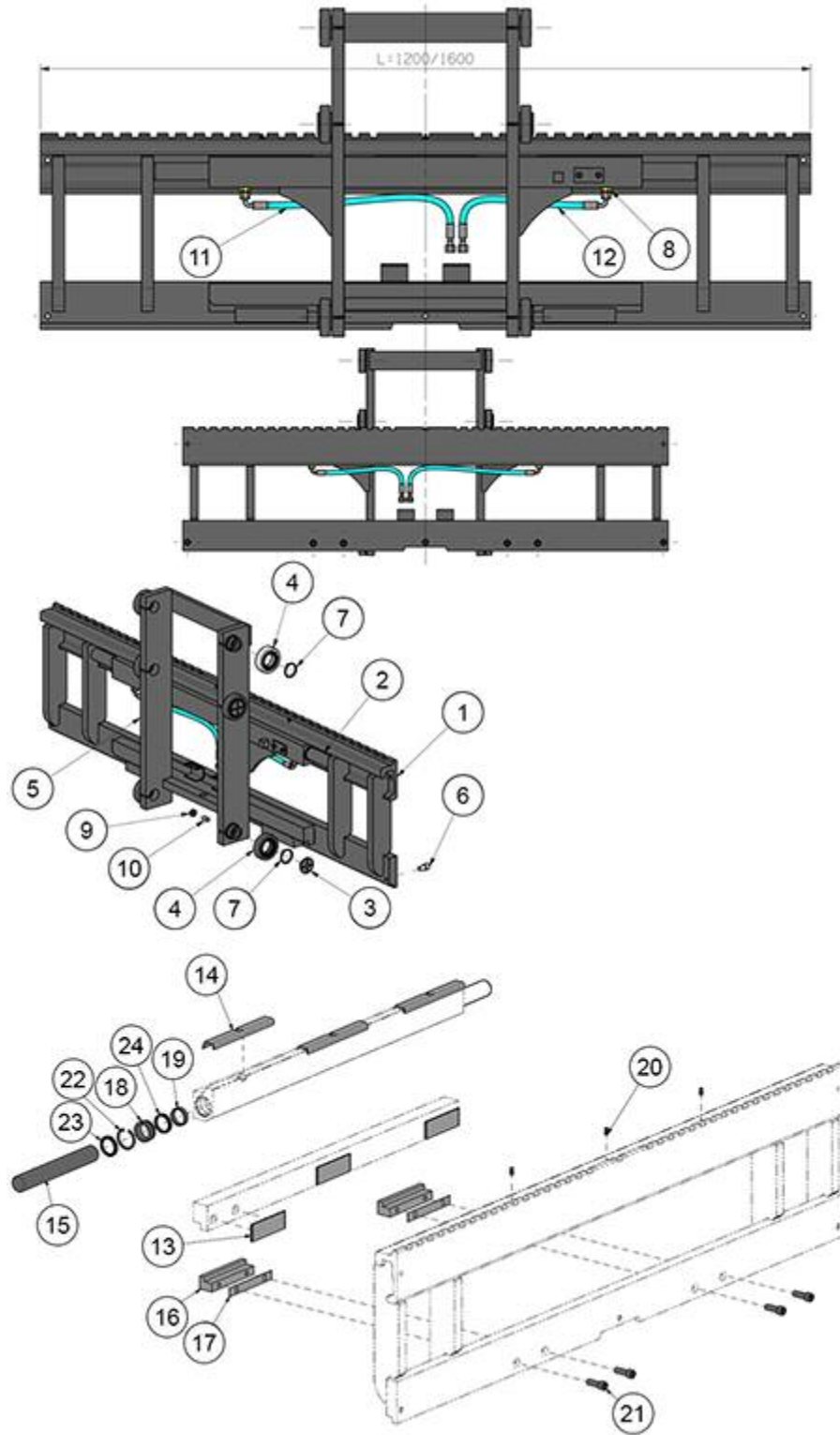


FIGURE	REFERENCE	DENOMINATION	AMOUNT
001	EL93223901600	SHIFT CARRIER FEM2 1600	1



002	N/A	N/A	1
003	EL948668	SHOCK ABSORVER D48	4
004	EL950589	BEARING D78	6
005	EL963655	BACK FORK CARRIAGE T.07 / 1-900 FEM 2	1
006	EL.60103.00	SCREW	3
007	EL.10034.00	O RING DIN471 E40	6
008	EL.50048.00	FITTING TN 92-8 LR	2
009	ELC7718	NUT M12 UNI 5589-65	4
010	ELC9804	STUD M12X20 UNI 5923	4
011	EL92908200450	AUXILIARY HOSE 1/4	1
012	EL92908200330	AUXILIARY HOSE 1/4	1
013	EL.40027.00	LOWER PAD RUBBING	3
014	EL.50038.00	PAD RUBBING	3
015	EL93220600270	STEM D36	2
016	EL937455	LOWER HOOK	2
017	EL937456	HOOK THICKNESS	2
018	EL938345	BUSHING	2
019	ELC2320	NOT AVAILABLE	2
020	ELC2540	GREASE M6	3
021	EL.50050.00	SCREW DIN912 M12X35 8.8	4
022	ELC3322	SEEGER I 46 UNI 7437	2
023	ELC9408	NOT AVAILABLE	2
024	ELC9409	NOT AVAILABLE	2
025	ELC9589	GASKET KIT CYLINDER	1

# 09. MAST 4.30M TRIPLEX

## 06. HYDRAULIC 4TH VALVE

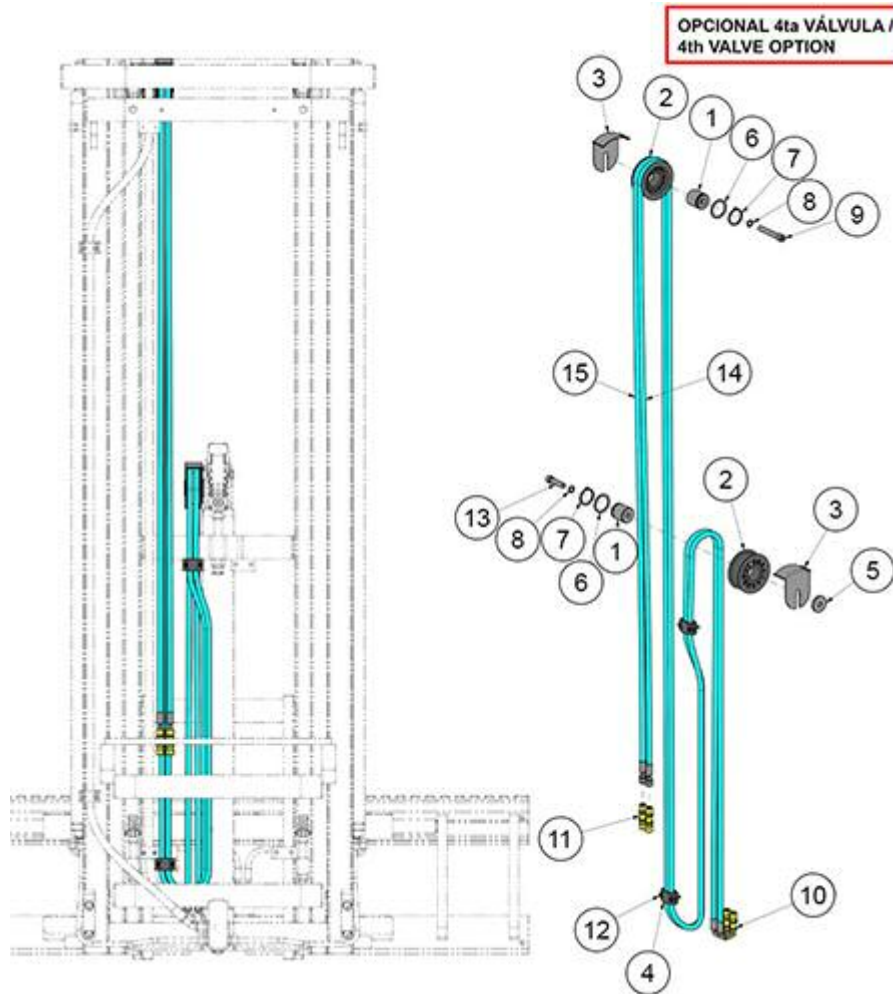


FIGURE	REFERENCE	DENOMINATION	AMOUNT
000	20.09043.02	KIT 4TH VALVE TRIPLEX 4.30M	1
001	EL.10138.00	AXLE CIL/ROS	2
002	EL.40053.00	HOSE PULLEY	2
003	EL.40120.00	BRACKET ANTI-DERAILMENT	2
004	EL.60050.00	CLAMP	4
005	EL.60151.00	PULLEY FIXING WASHER	1
006	EL.10155.00	WASHER ADJUST.	2
007	EL.10034.00	O RING DIN471 E40	2
008	EL.10157.00	WASHER SCHNORR D12 DIN7980	2
009	ELC2975	SCREW TCEI M12X80 UNI 5931 8.8	1
010	ELC3074	RACORD PIPE SLEEVE 90 TN 118-8 L	2
011	EL.10159.00	RACORD PIPE SLEEVE TN 102-8 L	2
012	ELC7748	SCREW TCEI M6X25 UNI 5931 8.8	4



013	ELC9204	SCREW M12x50 UNI 5931 8.8	1
014	EL95775304850	"AUXILIARY HOSE 1/4""	1
015	EL95775304850	"AUXILIARY HOSE 1/4""	1
KIT	24.90350RE28	INSTALLATION KIT 4TH VALVE TRIPLEX 4.30M	1



# 09. MAST 5.40M TRIPLEX

## 01. FULL MAST



FIGURE	REFERENCE	DENOMINATION	AMOUNT
001	20.12208.01	TRIPLEX MAST 6,8M. USA MASTIL TRIPLE 5.40M TAB 1600	1

**09. MAST 5.40M TRIPLEX**  
**02. MASTS AND SIDE SHIFT**



FIGURE	REFERENCE	DENOMINATION	AMOUNT
001	EL96361502300	OUTER MAST 5.40M	1
002	EL96362102300	INTERMEDIATE MAST 5.40M	1
003	EL96365302300	INNER MAST 5.40M	1
004	EL963622F1260	COMPLETE SIDE SHIFT	1

# 09. MAST 5.40M TRIPLEX

## 03. MAST COMPONENTS

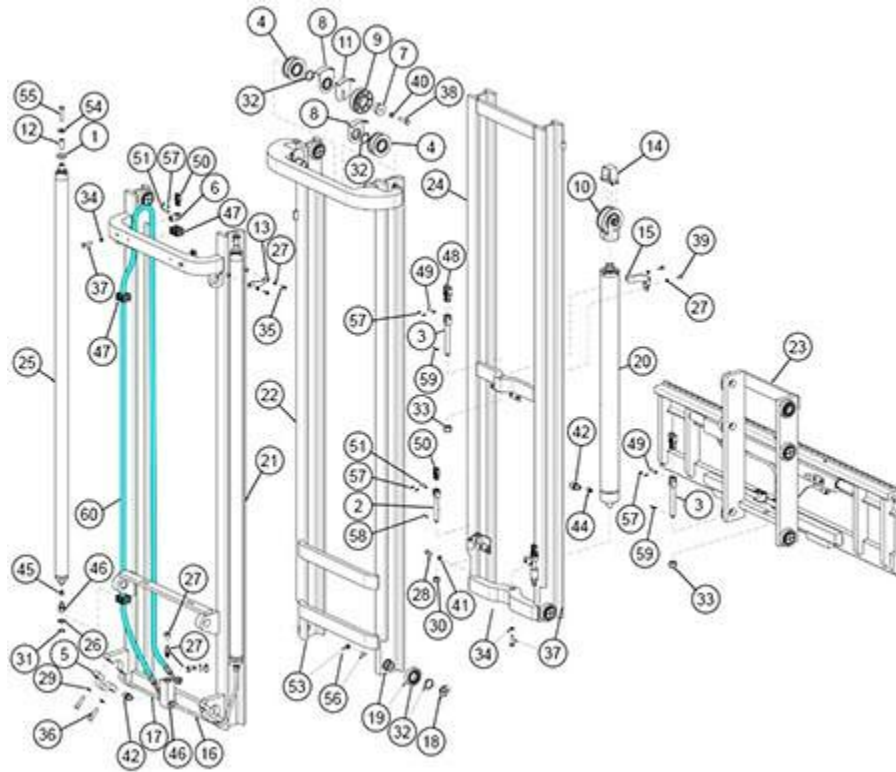


FIGURE	REFERENCE	DENOMINATION	AMOUNT
001	EL.50037.00	CONVEX WASHER D25 DIN6319C	2
002	EL.10083.00	CHAIN ADJUSTABLE TENSOR FOR BL634	2
003	EL.60001.00	CHAIN ANCHOR	2
004	EL.10108.00	PULLEY	2
005	EL.10239.00	CLAMP MAST	2
006	EL.30006.00	FIXED TENSOR FOR BL634	2
007	EL.30068.00	PULLEY BOLT PIPE	1
008	EL.10145.00	GUIDE	2
009	EL.30127.00	PULLEY OIL PIPES	1
010	EL.50061.00	INTEGRAL SUPPORT	1
011	EL.50062.00	BRACKET ANTI-DERAILMENT FOR TUBE	1
012	EL.50027.00	SPACER TUBE L.38	2
013	EL926977	LATERAL CYLINDER SUPPORT	2
014	EL928349	ASSEMBLY COMPONENT	1
015	EL933258	CYLINDER SUPPORT DE.80	1
016	EL947257	RIGID PIPE D12	1
017	EL947258	RIGID PIPE D12	1
018	EL948668	SHOCK ABSORVER D48	8

019	EL950589	BEARING D78	8
020	EL95649900925	FREE LIFT CYLINDER	1
021	EL96361502300	OUTER MAST 5.40M	1
022	EL96362102300	INTERMEDIATE MAST 5.40M	1
023	EL963622F1260	COMPLETE SIDE SHIFT	1
024	EL96365302300	INNER MAST 5.40M	1
025	EL96366401780	MAST CYLINDER	1
026	EL.10032.00	WASHER ADJUST.	2
027	ELC2504	SPRING WASHER D8 UNI 1751	6
028	EL.40034.00	RACORD	1
029	ELC2516	SPRING WASHER D12 UNI 1751	4
030	ELC2523	SELF LOCKING NUT	2
031	EL.10047.00	RING	2
032	EL.10034.00	O RING DIN471 E40	2
033	EL.50065.00	NUT	2
034	EL.50030.00	WASHER D10	3
035	EL.10080.00	SCREW	4
036	EL.50057.00	KNOB	4

**09. MAST 5.40M TRIPLEX**  
**03. MAST COMPONENTS**

FIGURE	REFERENCE	DENOMINATION	AMOUNT
037	EL.50066.00	SCREW TE M10X40 UNI 5737 8.8	3
038	EL.50067.00	SCREW TE M12X50 UNI 5737 8.8	1
039	EL.10111.00	SCREW TE M8X16 UNI 5739 8.8	2
040	EL.50033.00	FLAT WASHER D12 UNI6592	1
041	EL.10157.00	WASHER SCHNORR D12 DIN7980	1
042	EL.10174.00	RACCORD TN 92-15 LR	2
043	EL.30135.00	RETENTION VALVE	1
044	EL.50081.00	VALVE	1
045	EL.10072.00	VALVE	2
046	EL.30044.00	RACORD TN 92-12 LR	4
047	EL.30117.00	CLAMP SP320PPIS	4
048	ELC450401350	"CARRIAGE CHAIN BL834 "	1
049	EL.60135.00	CHAIN PIN	2
050	ELC450702160	"CARRIAGE CHAIN BL634 "	2
051	EL.10082.00	CHAIN PIN BL634	4
052	ELC7383	"CAP TN185GG-1/2""	1

053	ELC7718	NUT M12 UNI 5589-65	8
054	EL.40056.00	FLAT WASHER D12 UNI6593	2
055	EL.60144.00	SCREW TE M12X55 UNI 5737 8.8	2
056	ELC9804	STUD M12X20 UNI 5923	8
057	ELCOP002	PIN 2.5X20 UNI1336 RICOTTA	12
058	ELCOP005	PIN 3.5X25 UNI 1336	2
059	ELCOP006	PIN 3.5X36 UNI 1336	2
060	EL92665604500	"FLEXIBLE HOSE 1/2""	1

# 09. MAST 5.40M TRIPLEX

## 04. HYDRAULIC SYSTEM

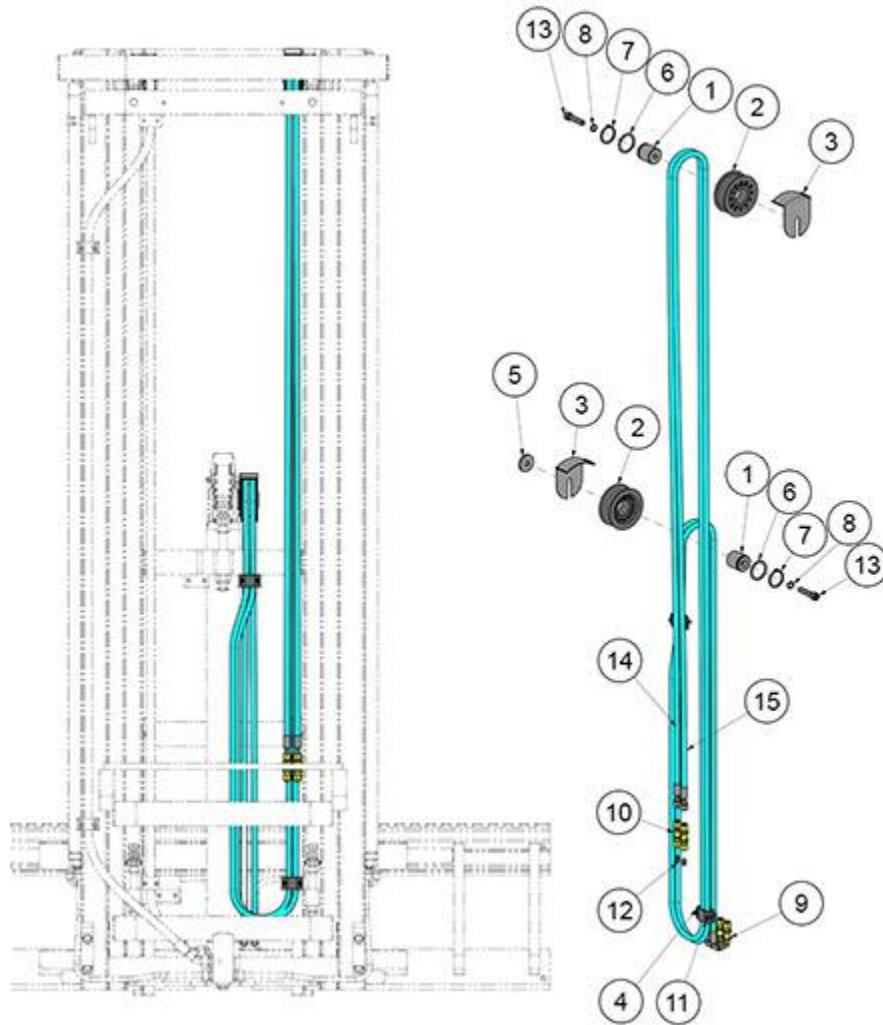


FIGURE	REFERENCE	DENOMINATION	AMOUNT
001	EL.10138.00	AXLE CIL/ROS	2
002	EL.40053.00	HOSE PULLEY	2
003	EL.40120.00	BRACKET ANTI-DERAILMENT	1
004	EL.60050.00	CLAMP	2
005	EL.60151.00	PULLEY FIXING WASHER	1
006	EL.10155.00	WASHER ADJUST.	2
007	EL.10034.00	O RING DIN471 E40	2
008	EL.10157.00	WASHER SCHNORR D12 DIN7980	2
009	ELC3074	RACORD PIPE SLEEVE 90 TN 118-8 L	2
010	EL.10159.00	RACORD PIPE SLEEVE TN 102-8 L	2
011	EL.60137.00	SCREW M6x25 UNI 5931 8.8	4
012	ELC9154	CAP TN324-8LS	2
013	ELC9204	SCREW M12x50 UNI 5931 8.8	2



014	EL95775306100	"AUXILIARY HOSE 1/4""	1
015	EL95775306100	"AUXILIARY HOSE 1/4""	1

**09. MAST 5.40M TRIPLEX**  
**05. SIDE-SHIFT PANEL 1600/1260MM**

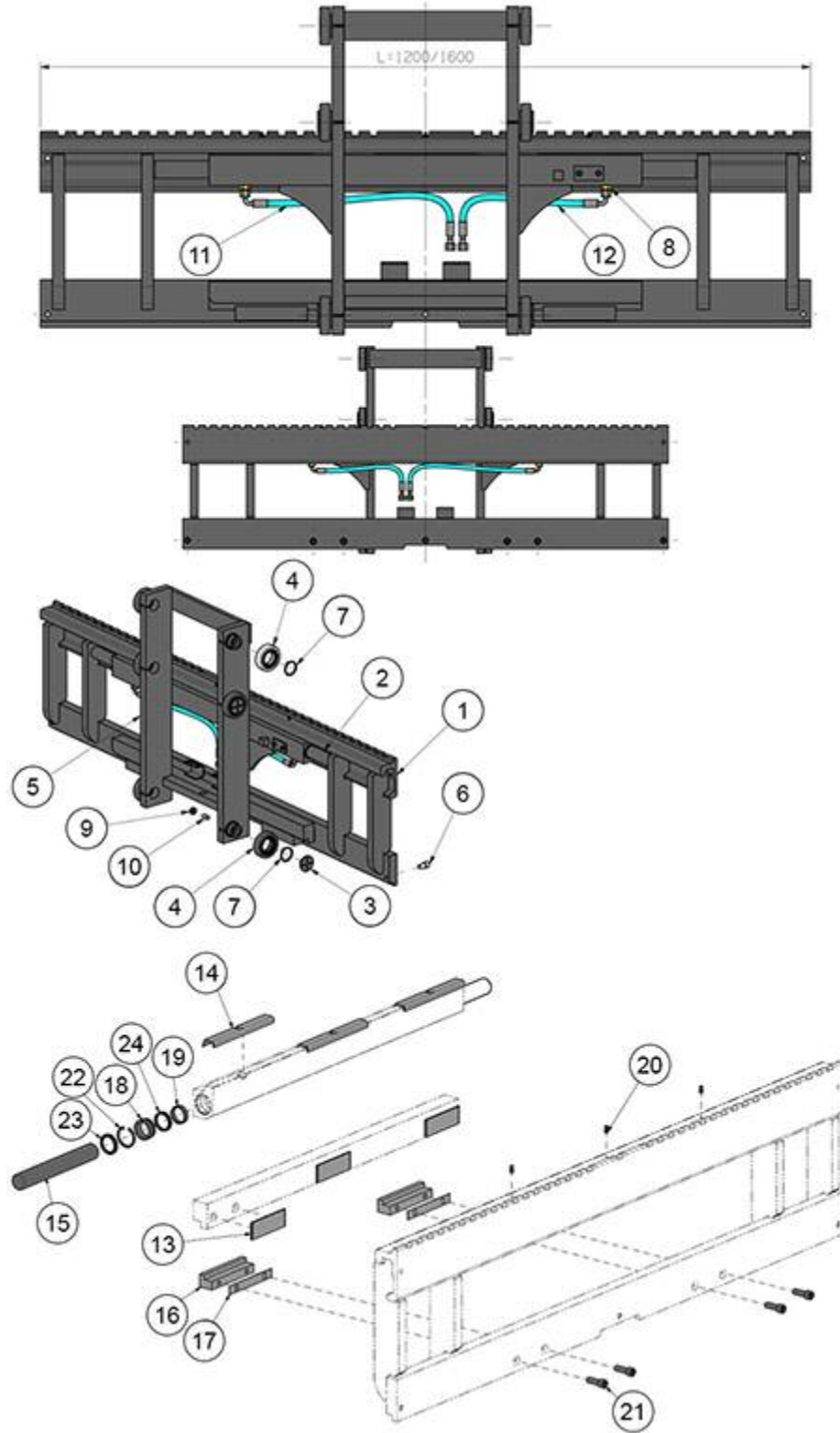


FIGURE	REFERENCE	DENOMINATION	AMOUNT
001	EL93223901600	SHIFT CARRIER FEM2 1600	1





002	N/A	N/A	1
003	EL948668	SHOCK ABSORVER D48	4
004	EL950589	BEARING D78	6
005	EL963655	BACK FORK CARRIAGE T.07 / 1-900 FEM 2	1
006	EL.60103.00	SCREW	3
007	EL.10034.00	O RING DIN471 E40	6
008	EL.50048.00	FITTING TN 92-8 LR	2
009	ELC7718	NUT M12 UNI 5589-65	4
010	ELC9804	STUD M12X20 UNI 5923	4
011	EL92908200450	AUXILIARY HOSE 1/4	1
012	EL92908200340	AUXILIARY HOSE 1/4	1
013	EL.40027.00	LOWER PAD RUBBING	3
014	EL.50038.00	PAD RUBBING	3
015	EL93220600270	STEM D36	2
016	EL937455	LOWER HOOK	2
017	EL937456	HOOK THICKNESS	2
018	EL938345	BUSHING	2
019	ELC2320	NOT AVAILABLE	2
020	ELC2540	GREASE M6	3
021	EL.50050.00	SCREW DIN912 M12X35 8.8	4
022	ELC3322	SEEGER I 46 UNI 7437	2
023	ELC9408	NOT AVAILABLE	2
024	ELC9409	NOT AVAILABLE	2

# 09. MAST 5.40M TRIPLEX

## 06. HYDRAULIC 4TH VALVE

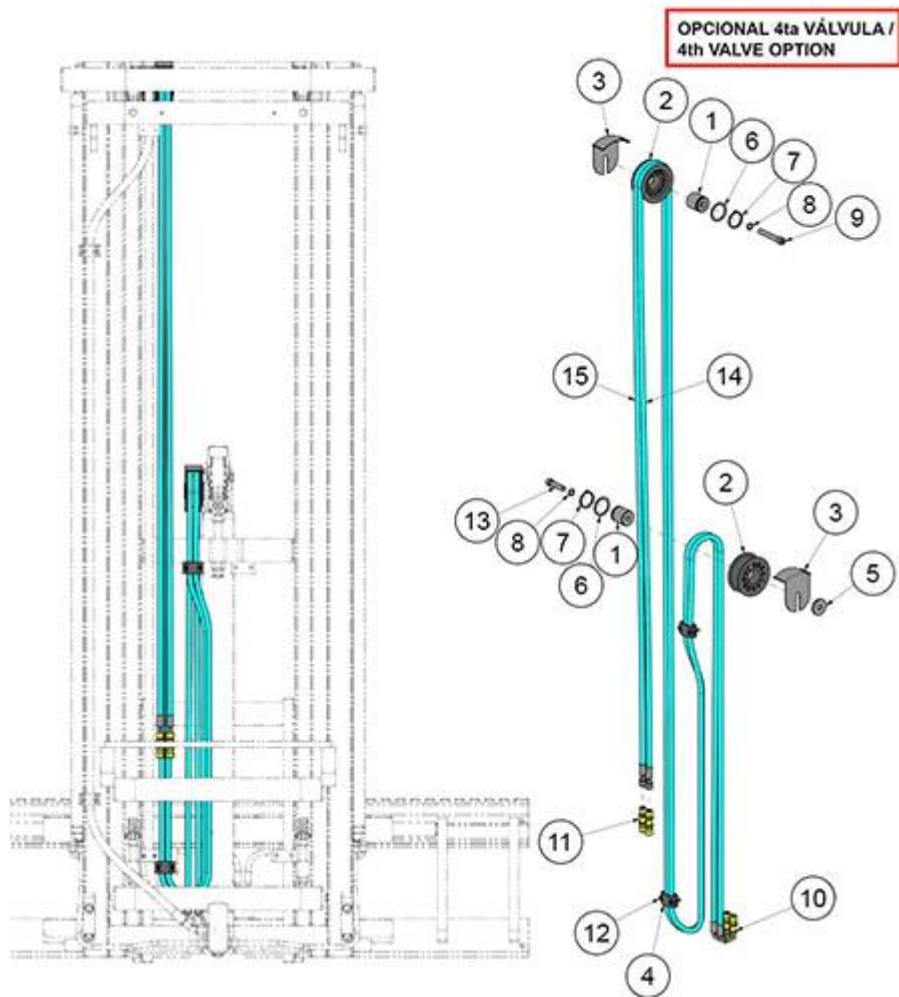


FIGURE	REFERENCE	DENOMINATION	AMOUNT
000	20.09037.02	KIT 4TH VALVE TRIPLEX 5.40M	1
001	EL.10138.00	AXLE CIL/ROS	2
002	EL.40053.00	HOSE PULLEY	2
003	EL.40120.00	BRACKET ANTI-DERAILMENT	2
004	EL.60050.00	CLAMP	4
005	EL.60151.00	PULLEY FIXING WASHER	1
006	EL.10155.00	WASHER ADJUST.	2
007	EL.10034.00	O RING DIN471 E40	2
008	EL.10157.00	WASHER SCHNORR D12 DIN7980	2
009	ELC2975	SCREW TCEI M12X80 UNI 5931 8.8	1
010	ELC3074	RACORD PIPE SLEEVE 90 TN 118-8 L	2
011	EL.10159.00	RACORD PIPE SLEEVE TN 102-8 L	2
012	ELC7748	SCREW TCEI M6X25 UNI 5931 8.8	4



013	ELC9204	SCREW M12x50 UNI 5931 8.8	1
KIT	24.90350RE29	INSTALLATION KIT 4TH VALVE TRIPLEX 5.40M	1

# 10. HYDRAULIC INSTALLATION DISTRIBUTOR

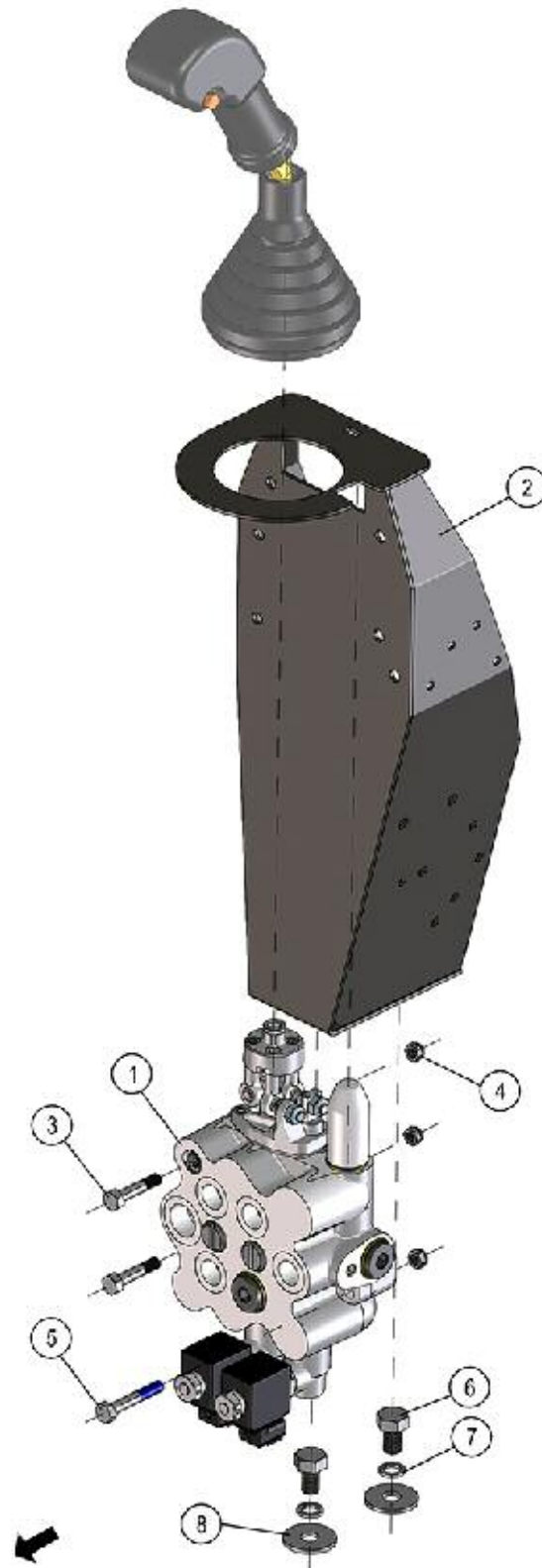


FIGURE REFERENCE

DENOMINATION

AMOUNT

001	24.10300.00	CONTROL VALVE 2E	1
002	24.10301.00	FIXING SUPPORT	1
003	604.08040.86	SCREW DIN931	2
004	711.08000.66	NUT DIN982 M8	3
004	711.08000.66	NUT DIN982 M8	3
004	711.08000.66	NUT DIN982 M8	3
005	604.08050.86	SCREW DIN931	1
006	603.12020.86	SCREW DIN933	2
007	104.12000.00	WASHER DIN7980 D12	2
008	112.12000.66	WASHER DIN9021 D 12X36	2

# 10. HYDRAULIC INSTALLATION VALVES

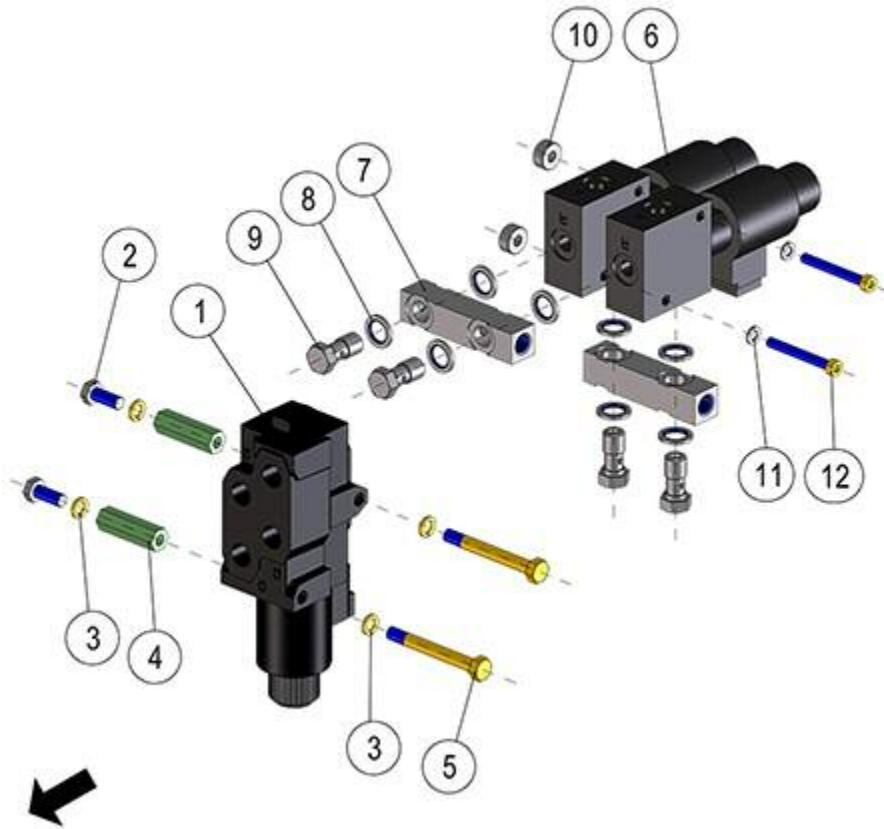


FIGURE	REFERENCE	DENOMINATION	AMOUNT
001	42.70100.02		1
002	603.08020.86	SCREW DIN933 M8x20	2
003	104.08000.00	WASHER DIN7980 D8	4
004	20.10203.00	SPACER	2
005	604.08070.86	SCREW DIN931	2
006	46.15005.00	3 WAY SELECTOR VALVE DEUTSCH	2
007	24.10410.00		2
008	28.00341.00	METALLIC GASKET BUNA D1/4	8
009	28.00340.00	SIMPLE SCREW FITTING 1/4 Gx26	4
010	20.10010.01	PIN SUPPORT 8X17	2
011	104.06000.00	WASHER DIN7980 D6	1
012	601.06050.86	SCREW	2

# 10. HYDRAULIC INSTALLATION

## HYDRAULIC TANK

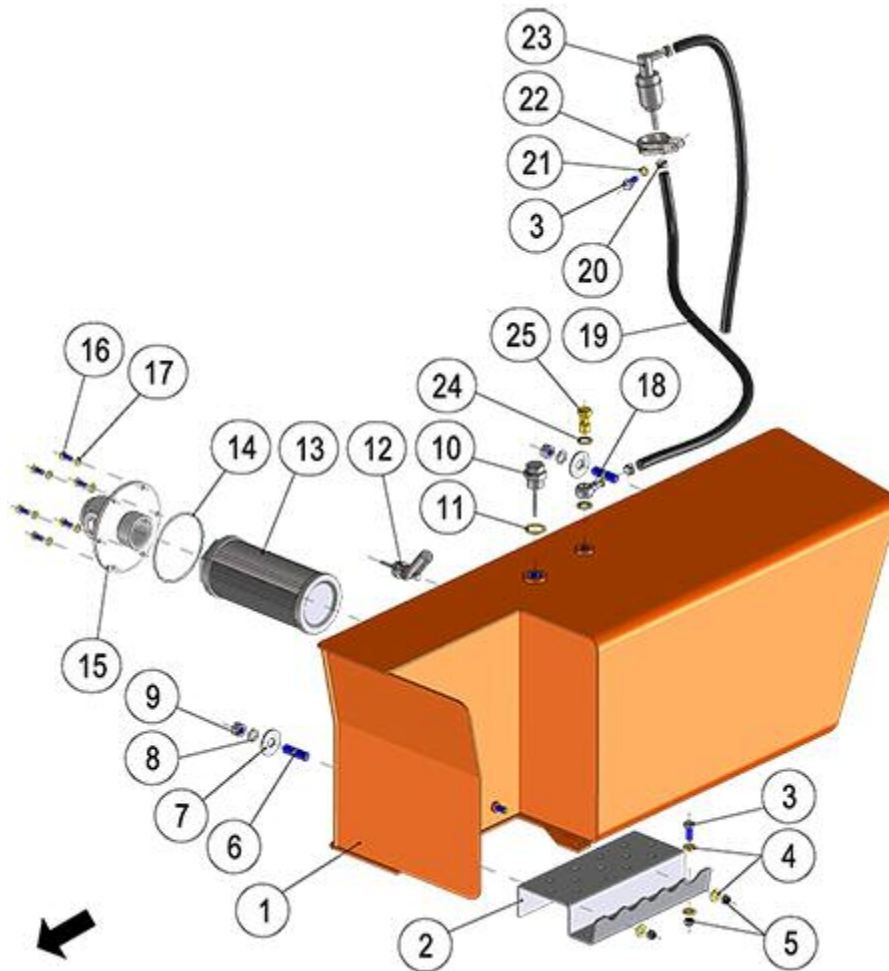


FIGURE	REFERENCE	DENOMINATION	AMOUNT
001	24.10050.00	* Consult with factory * HYDRAULIC TANK	1
002	24.10051.00	SHEET	1
003	603.08020.86	SCREW DIN933 M8x20	2
004	101.08000.66	WASHER DIN125 D8	4
005	711.08000.66	NUT DIN982 M8	3
006	01.00102.00	STUD DIN939 * 40 M12x1,75	2
007	112.12000.66	WASHER DIN9021 D 12X36	2
008	104.12000.00	WASHER DIN7980 D12	2
009	701.12000.66	NUT DIN934 M12x1.75	2
010	10.11080.00	ROD OIL LEVEL	1
011	08.00316.01	GASKET MET. BUNA	1
012	43.70261.00	OIL LEVEL INDICATOR BUOY	1
013	58.01810.00	HIDRAULIC CATRIDGE INTANK	1

014	201.95003.50	O-RING DIN3770	1
015	43.70406.00	AD. FILTER SUPPORT	1
016	603.06015.86	SCREW DIN933 M6x15	6
017	104.06000.00	WASHER DIN7980 D6	6
018	45.04106.00	NIPPLE O/TB	1
019	469.03014.00	HOSE L/P MAT. 8x14	2
020	948.01308.00	SPRING CLAMP Ø13	3
021	104.08000.00	WASHER DIN7980 D8	1
022	830.03008.00	CLAMP LOOP	1
023	45.01526.00	PREFILTER FUEL/HYDRAULIC	1
024	28.00341.00	METALLIC GASKET BUNA D1/4	2
025	28.00340.00	SIMPLE SCREW FITTING 1/4 Gx26	1



# 10. HYDRAULIC INSTALLATION

## HYDRAULIC TANK

CHASSIS: 88901

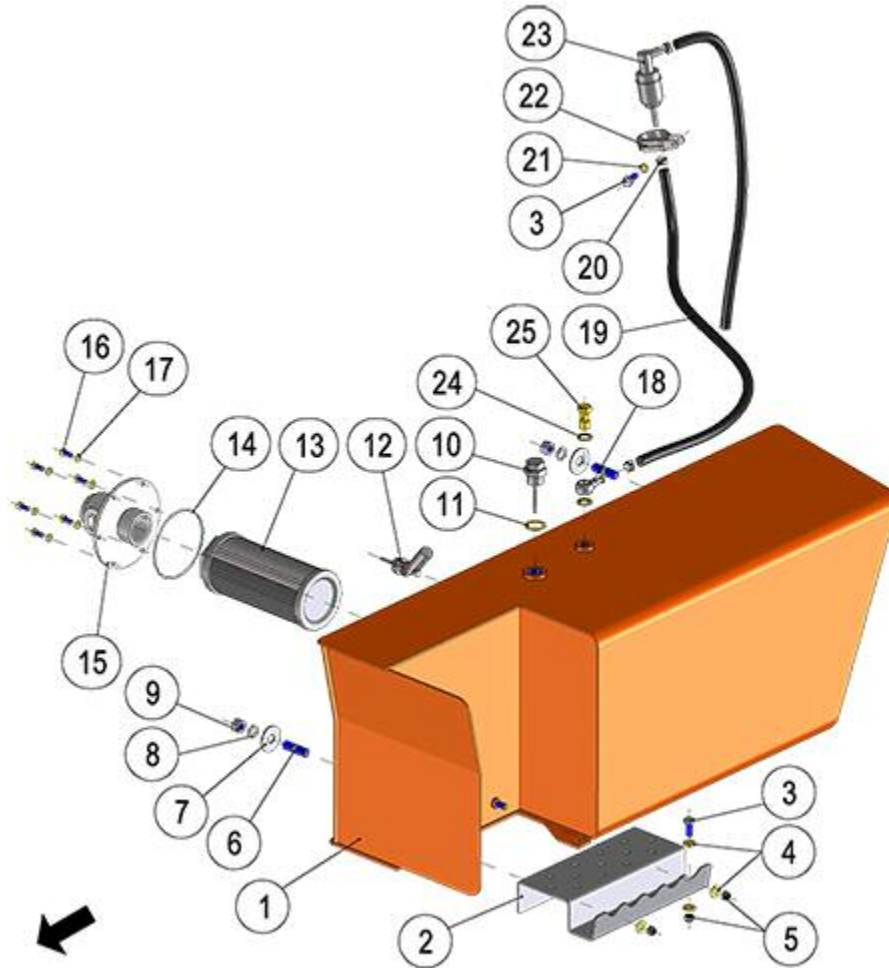


FIGURE	REFERENCE	DENOMINATION	AMOUNT
001	24.10050.01	OIL TANK	1
002	24.10051.00	SHEET	1
003	603.08020.86	SCREW DIN933 M8x20	2
004	101.08000.66	WASHER DIN125 D8	4
005	711.08000.66	NUT DIN982 M8	3
006	01.00102.00	STUD DIN939 * 40 M12x1,75	2
007	112.12000.66	WASHER DIN9021 D 12X36	2
008	104.12000.00	WASHER DIN7980 D12	2
009	701.12000.66	NUT DIN934 M12x1.75	2
010	10.11080.00	ROD OIL LEVEL	1
011	08.00316.01	GASKET MET. BUNA	1
012	43.70261.00	OIL LEVEL INDICATOR BUOY	1
013	58.01810.00	HIDRAULIC CATRIDGE INTANK	1

014	201.95003.50	O-RING DIN3770	1
015	43.70406.00	AD. FILTER SUPPORT	1
016	603.06015.86	SCREW DIN933 M6x15	6
017	104.06000.00	WASHER DIN7980 D6	6
018	45.04106.00	NIPPLE O/TB	1
019	469.03014.00	HOSE L/P MAT. 8x14	2
020	948.01308.00	SPRING CLAMP Ø13	3
021	104.08000.00	WASHER DIN7980 D8	1
022	830.03008.00	CLAMP LOOP	1
023	45.01526.00	PREFILTER FUEL/HYDRAULIC	1
024	28.00341.00	METALLIC GASKET BUNA D1/4	2
025	28.00340.00	SIMPLE SCREW FITTING 1/4 Gx26	1

**COMMENTS**

---

PM.00124

# 10. HYDRAULIC INSTALLATION

## OIL TANK

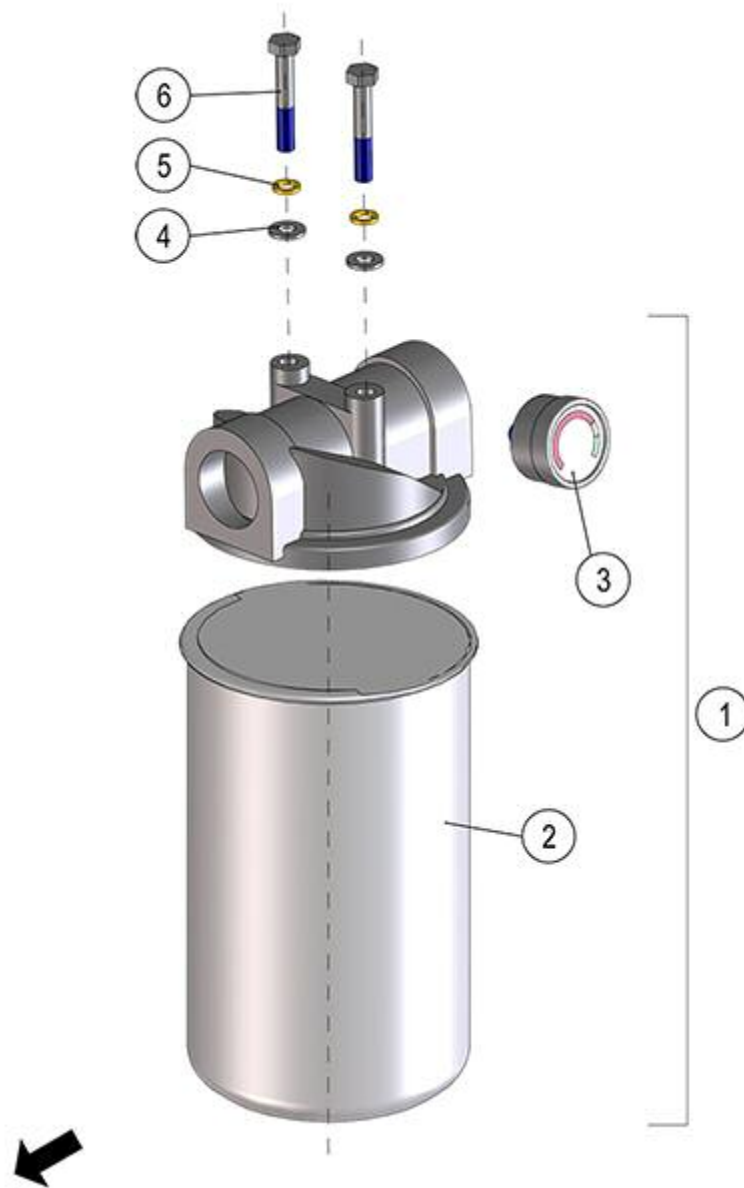


FIGURE	REFERENCE	DENOMINATION	AMOUNT
001	60.20101.00	COMPLETE OIL FILTER	1
002	60.20100.00	FILTER ELEMENT	1
003	60.20102.00	INDICATOR	1
004	101.08000.66	WASHER DIN125 D8	2
005	104.08000.00	WASHER DIN7980 D8	2
006	604.08050.86	SCREW DIN931	2

# 10. HYDRAULIC INSTALLATION SERVICE DIAGRAM

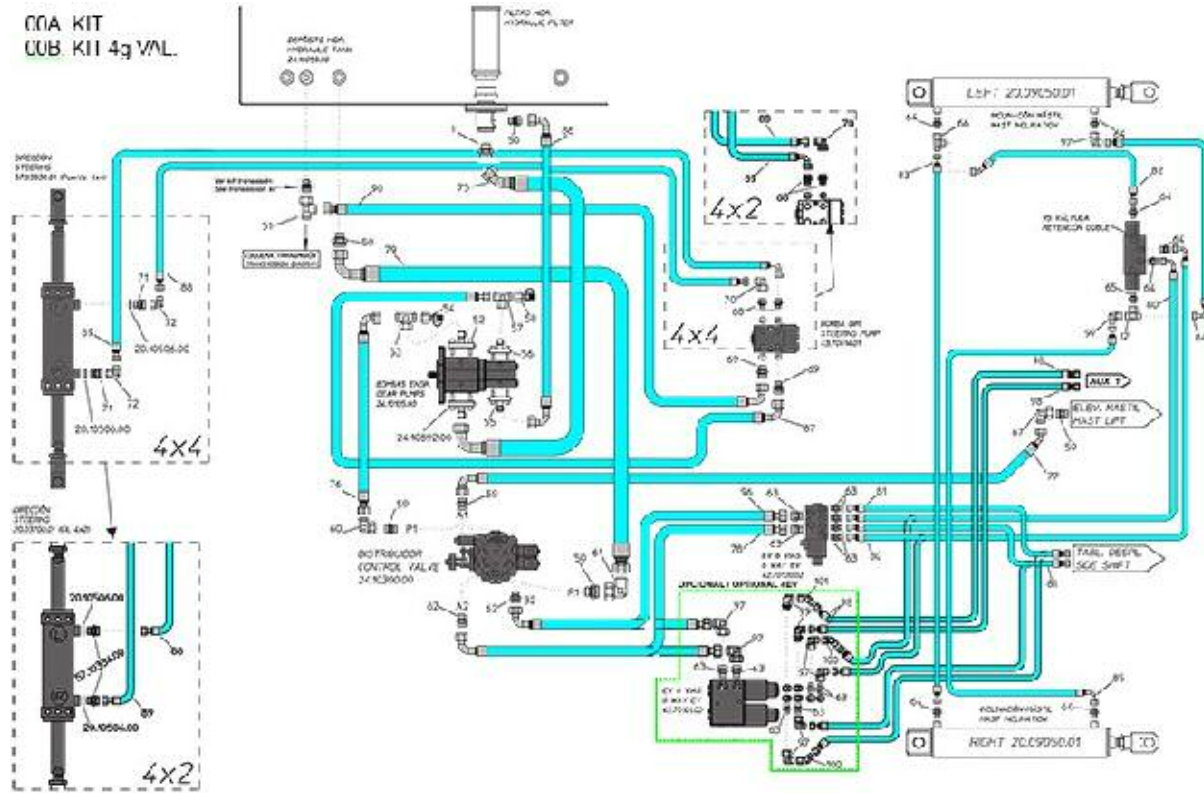


FIGURE	REFERENCE	DENOMINATION	AMOUNT
00A	24.10820.00		1
000B	24.10850.00		1
001	12.10301.00	FITTING	1
001	12.10301.00	FITTING	1
001	12.10301.00	FITTING	1
012	48.10319.00	FITTING M/TL/M -M14x1,5	1
050	57.10307.00	FITTING	3
052	24.10894.00		1
053	48.10383.00		1
054	24.10893.00		1
055	24.10897.00		1
056	48.10757.00		1
057	46.10881.00	FITTING	1
058	64.10226.00	FITTING	1
059	48.10433.00	FITTING	3
060	46.10839.00	FITTING	1
061	46.58004.00	FITTING	1
062	20.10260.00	NIPPLE M/M	2



063	46.58184.00	RACOR M / M 3/8BSP-M14X1.5	1
064	20.10242.00	NIPPLE M/M	7
065	20.10201.00	RACOR	1
066	48.10320.00	RACOR FORT M/M/TL -M14X1,5	1
068	46.10825.00	FITTING	2
069	48.10235.00	RACOR M/M -1/2"BSP / M22X1,5	2
070	48.10139.00	FITTING	1
071	48.10943.00	RACOR	2
075	24.10821.00	HOSE	1
076	24.10822.00		1
077	24.10823.00		1
078	24.10824.00		1
079	24.10827.00		1
080	24.10828.00		2
081	24.10829.00		2
082	24.10830.00		1
083	24.10831.00		1
084	24.10832.00		2

**10. HYDRAULIC INSTALLATION  
SERVICE DIAGRAM**

FIGURE	REFERENCE	DENOMINATION	AMOUNT
086	24.10834.00		1
087	24.10835.00		1
088	24.10836.00		1
089	24.10837.00		1
090	24.10838.00		1
095	43.50173.02	"VALVULA RETENCION DOBLE 1/4""	1
096	24.10824.01		1
097	46.58112.00		8
098	24.10851.00_4V		2
099	48.10442.00	"RACOR C90MO/M 3/8""BSP / M18X1"	2
100	48.10140.00	FITTING C45M/TL M14	2
101	48.10287.00	FITTING	1

# 10. HYDRAULIC INSTALLATION SERVICE DIAGRAM

CHASSIS: 87456

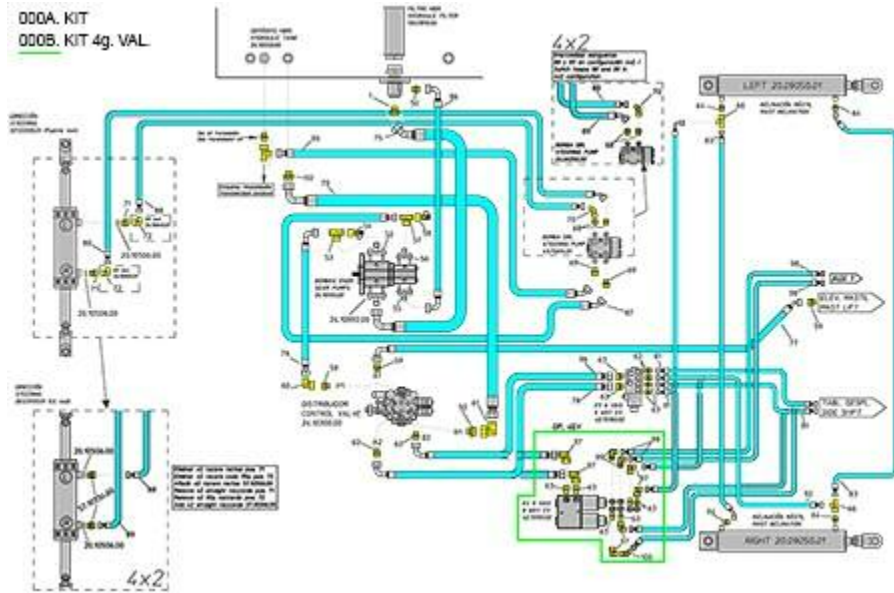


FIGURE	REFERENCE	DENOMINATION	AMOUNT
000A	24.10820.02		1
000B	24.10850.00		1
001	12.10301.00	FITTING	1
050	57.10307.00	FITTING	3
052	24.10894.00		1
053	48.10383.00		1
054	24.10893.00		1
055	24.10897.00		1
056	48.10757.00		1
057	46.10881.00	FITTING	1
058	64.10226.00	FITTING	1
059	48.10433.00	FITTING	3
060	46.10839.00	FITTING	1
061	46.58004.00	FITTING	1
062	20.10260.00	NIPPLE M/M	2
063	46.58184.00	RACOR M / M 3/8BSP-M14X1.5	1
064	20.10242.00	NIPPLE M/M	7
065	20.10201.00	RACOR	1
066	48.10320.00	RACOR FORT M/M/TL -M14X1,5	1
068	46.10825.00	FITTING	2
069	48.10235.00	RACOR M/M -1/2"BSP / M22X1,5	2
070	48.10139.00	FITTING	1

071	48.10943.00	RACOR	2
075	24.10821.00	HOSE	1
076	24.10822.00		1
077	24.10823.00		1
078	24.10824.00		1
079	24.10827.00		1
081	24.10829.00		2
083	24.10831.00		2
086	24.10834.00		1
087	24.10835.00		1
088	24.10836.00		1
089	24.10837.00		1
090	24.10838.00		1
091	24.10828.02	TUBE	1

## **10. HYDRAULIC INSTALLATION**

### **SERVICE DIAGRAM**

CHASSIS: 87456

<b>FIGURE</b>	<b>REFERENCE</b>	<b>DENOMINATION</b>	<b>AMOUNT</b>
092	24.10839.00	HOSE	1
096	24.10824.01		1
097	46.58112.00		8
098	24.10851.00_4V		2
099	48.10442.00	"RACOR C90MO/M 3/8" BSP / M18X1"	2
100	48.10140.00	FITTING C45M/TL M14	2
101	48.10287.00	FITTING	1

# 10. HYDRAULIC INSTALLATION

## SERVICE DIAGRAM

CHASSIS: 90087

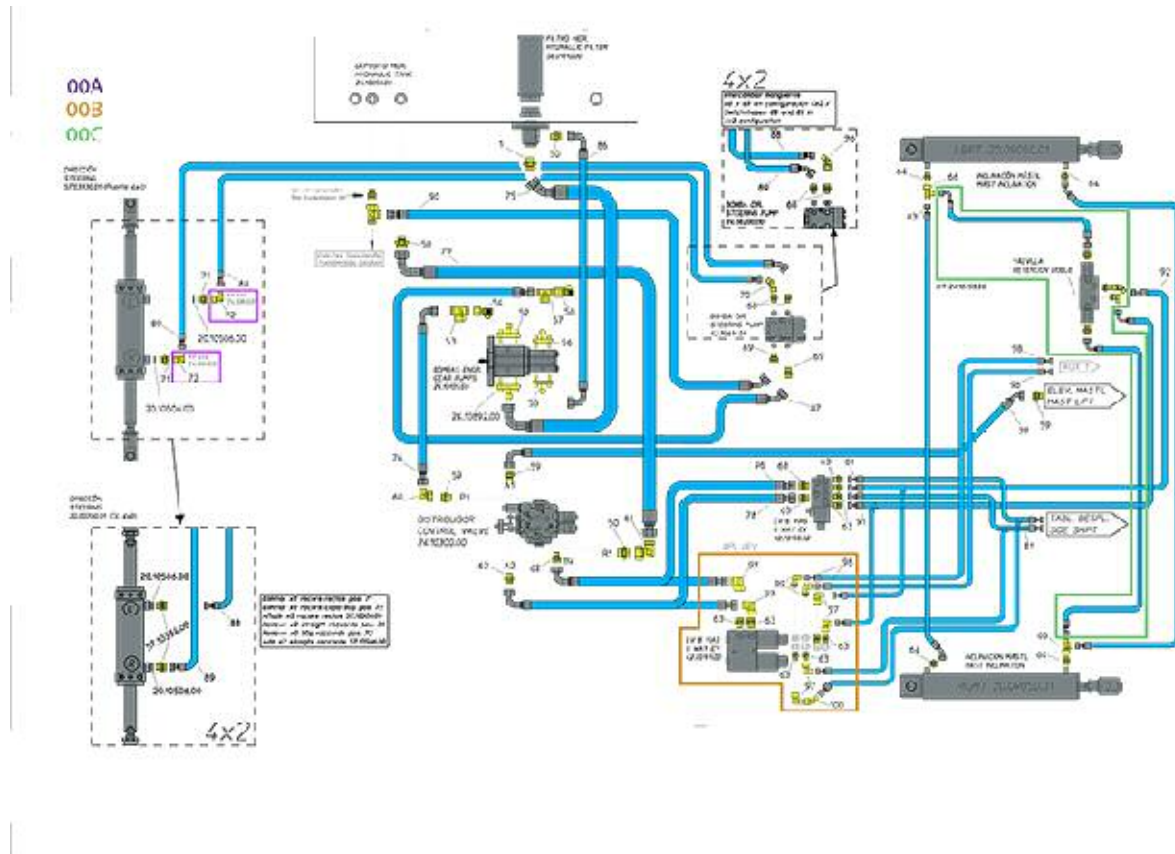


FIGURE	REFERENCE	DENOMINATION	AMOUNT
00A	24.10820.02		1
00B	24.10850.00		1
00C	24.10490.00	KIT	1
001	12.10301.00	FITTING	1
050	57.10307.00	FITTING	3
052	24.10894.00		1
053	48.10383.00		1
054	24.10893.00		1
055	24.10897.00		1
056	48.10757.00		1
057	46.10881.00	FITTING	1
058	64.10226.00	FITTING	1
059	48.10433.00	FITTING	3
060	46.10839.00	FITTING	1
061	46.58004.00	FITTING	1
062	20.10260.00	NIPPLE M/M	2





063	46.58184.00	RACOR M / M 3/8BSP-M14X1.5	1
064	20.10242.00	NIPPLE M/M	7
065	20.10201.00	RACOR	1
066	48.10320.00	RACOR FORT M/M/TL -M14X1,5	1
068	46.10825.00	FITTING	2
069	48.10235.00	RACOR M/M -1/2"BSP / M22X1,5	2
070	48.10139.00	FITTING	1
071	48.10943.00	RACOR	2
075	24.10821.00	HOSE	1
076	24.10822.00		1
077	24.10823.00		1
078	24.10824.00		1
079	24.10827.00		1
081	24.10829.00		2
083	24.10831.00		2
086	24.10834.00		1
087	24.10835.00		1
088	24.10836.00		1
089	24.10837.00		1
090	24.10838.00		1

## 10. HYDRAULIC INSTALLATION

### SERVICE DIAGRAM

CHASSIS: 90087

FIGURE	REFERENCE	DENOMINATION	AMOUNT
091	24.10828.02	TUBE	1
092	24.10839.00	HOSE	1
096	24.10824.01		1
097	46.58112.00		8
098	24.10851.00_4V		2
099	48.10442.00	"RACOR C90MO/M 3/8""BSP / M18X1"	2
100	48.10140.00	FITTING C45M/TL M14	2
101	48.10287.00	FITTING	1

# 10. HYDRAULIC INSTALLATION TRANSMISSION DIAGRAM

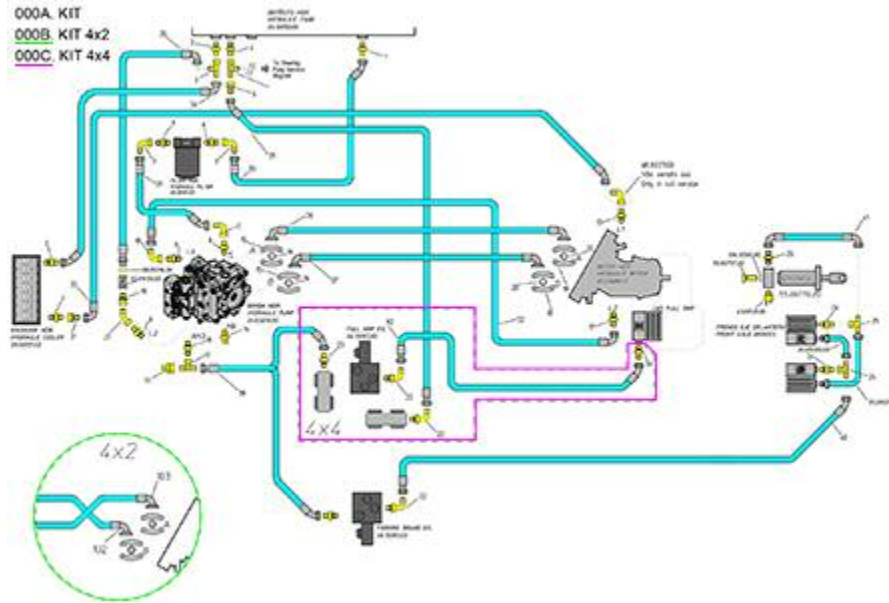


FIGURE	REFERENCE	DENOMINATION	AMOUNT
000A	24.10800.00		1
000B	24.10860.00		1
000C	24.10840.00		1
001	12.10301.00	FITTING	1
002	70.10207.00	FITTING	2
003	70.10234.00	FITTING	1
004	46.10824.00	FITTING	1
005	46.10870.00	WASHER	1
006	17.10180.00		2
007	48.10439.00	FITTING	4
008	24.10899.00		1
009	24.10896.00		2
010	48.10234.00	"RACOR M/TL MF1/2""BSP / M26X1,5"	1
011	24.10895.00		1
012	48.10319.00	FITTING M/TL/M -M14x1,5	1
013	46.10220.00	FITTING M16x2-TLM14	1
014	17.10168.00	COUPLING. 9 / 16 - 18H UNF	1
015	70.10212.00	CLAMP SAE6000 3/4	4
016	70.10211.00	FITTING M/M M30-3/4GAS	2
017	70.10216.00	"NIPPLE M/M M26X1.5-7/8""UNF"	2
018	48.10223.00	FITTING	1
019	46.10845.00	CLAMP SAE6000 1	4

020	46.10844.00	O-RING DIN6505 SAE 1	2
021	24.10890.00		1
022	48.10313.00	FITTING	2
023	48.10378.00	FITTING	1
024	10.16766.00	RACOR	2
025	60.13545.00	RACOR	2
026	57.10317.00	FITTING	1
030	24.10801.00		1
031	24.10802.00		1
032	24.10803.00		1
033	24.10804.00		1
034	24.10805.00		1
035	24.10806.00		1
036	24.10807.00		1

## 10. HYDRAULIC INSTALLATION TRANSMISSION DIAGRAM

FIGURE	REFERENCE	DENOMINATION	AMOUNT
037	24.10808.00		1
038	24.10809.00		1
039	24.10810.00		1
040	24.10811.00		1
041	24.10812.00		1
051	46.10911.00	FITTING	1
072	46.10410.00	FITTING	2
091	70.10239.00	FITTING M/M M16X1,5 - 1/4GAS	1
092	24.10841.00		1
102	24.10867.00		1
103	24.10868.00		1

# 11. ELECTRIC INSTALLATION

## FLASHING BEACON

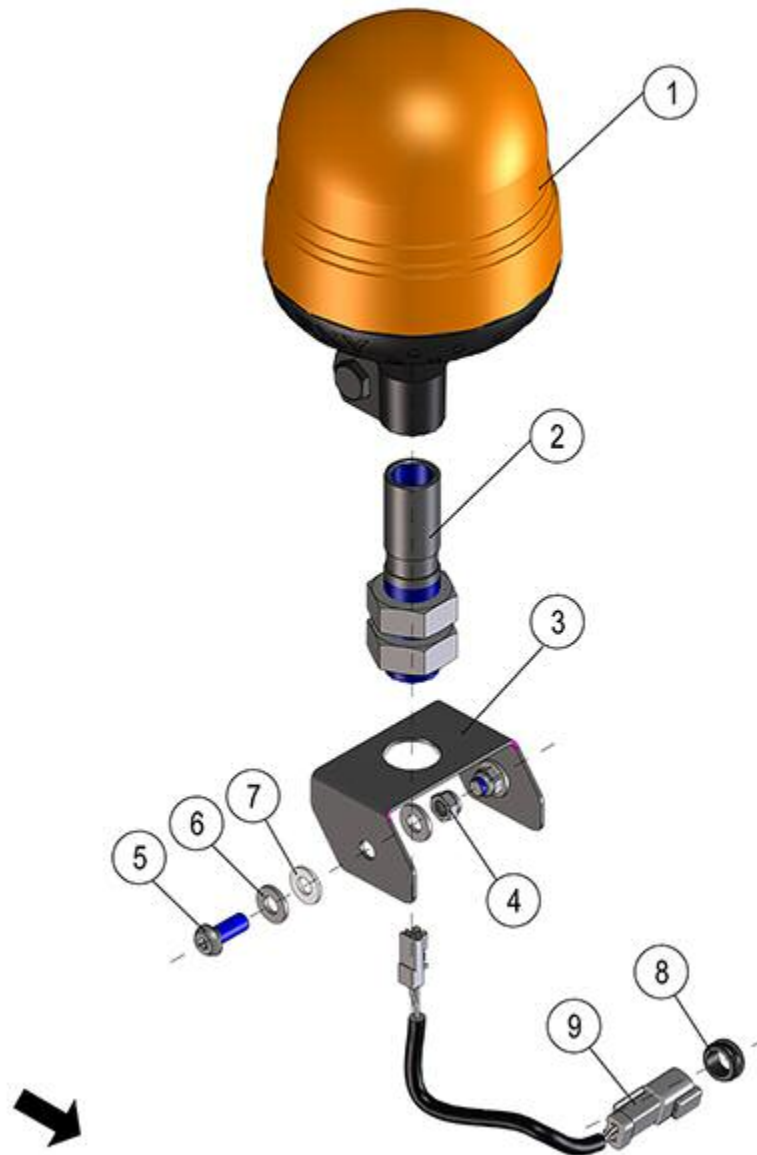


FIGURE	REFERENCE	DENOMINATION	AMOUNT
001	01.00912.01	FLASHING BEACON	1
002	24.11200.00	SUPPORT	1
003	24.11205.00	SUPPORT	1
004	711.08000.66	NUT DIN982 M8	2
005	630.08020.96	SCREW ISO7380	2
006	101.08000.66	WASHER DIN125 D8	4
007	116.08000.00	WASHER DIN125 A D8	2
008	16.01155.00	GROMMET D11XD15XD19X4X8	1
009	46.11154.00	ROTATIVE BEACON ELECTRICAL LENGHT	1

# 11. ELECTRIC INSTALLATION

## BUZZERS

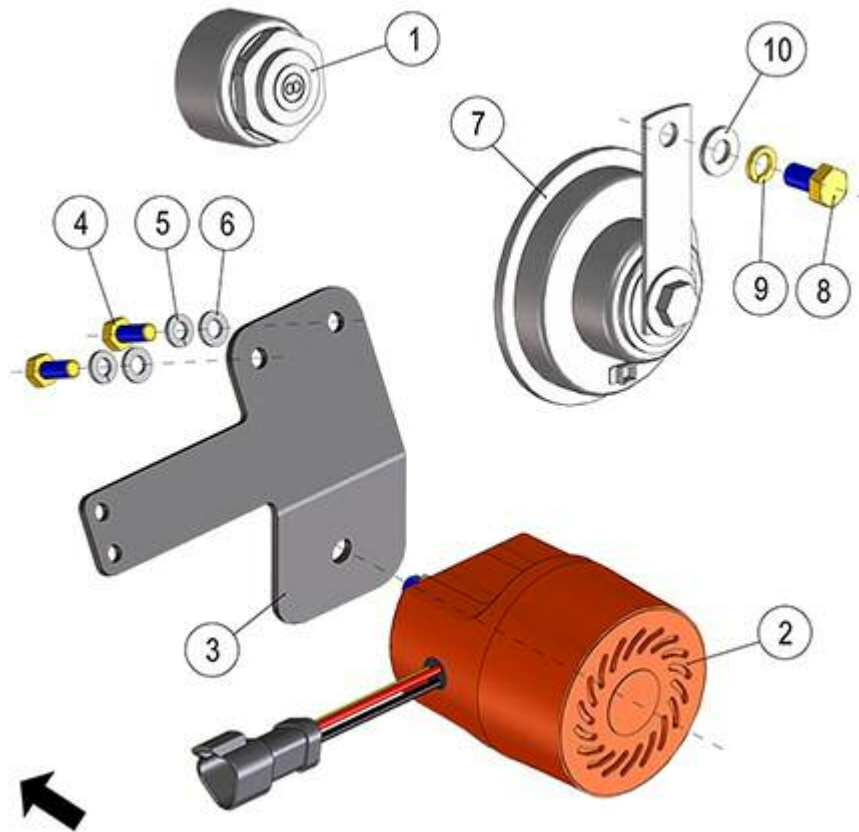


FIGURE	REFERENCE	DENOMINATION	AMOUNT
001	12.11033.01	CONTACT ACOUSTIC SIGNAL	1
002	02.14110.04	REVERSE BUZZER	1
003	24.11209.00	FIXING SUPPORT	1
004	603.06015.86	SCREW DIN933 M6x15	2
005	104.06000.00	WASHER DIN7980 D6	2
006	101.06000.66	WASHER DIN125 D6	2
007	70.11309.00	HORN	1
008	603.08015.86	SCREW DIN933 M8x15	1
009	104.08000.00	WASHER DIN7980 D8	1
010	101.08000.66	WASHER DIN125 D8	1

# 11. ELECTRIC INSTALLATION SWITCHES

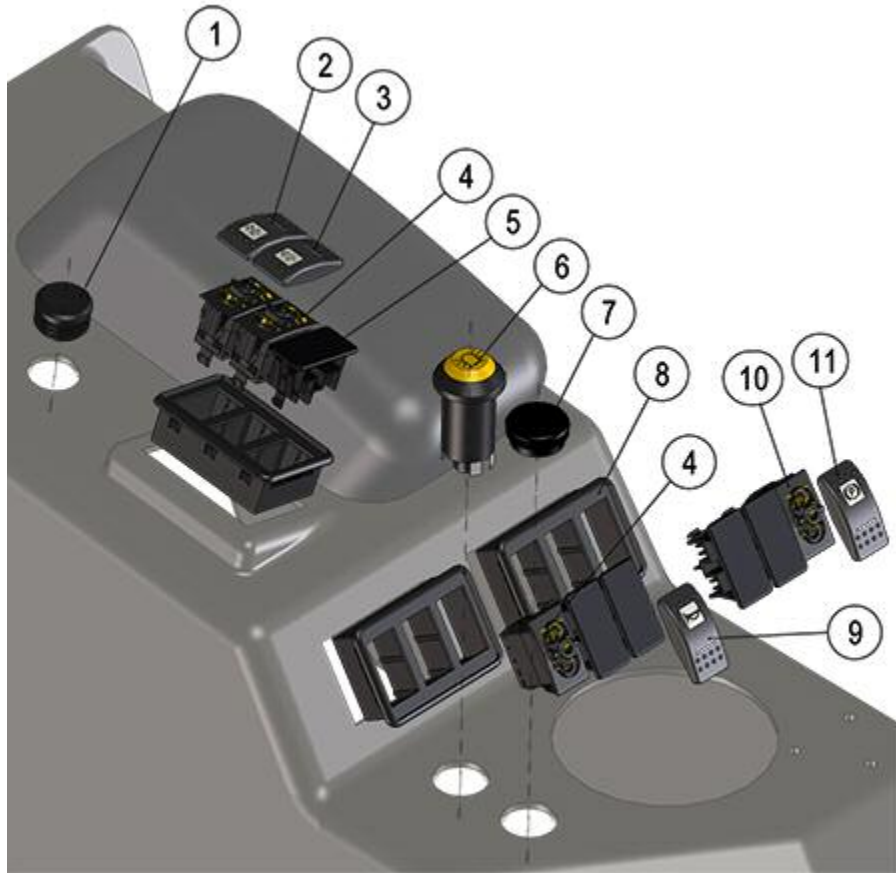


FIGURE	REFERENCE	DENOMINATION	AMOUNT
001	02.32030.00	CAP D30 PLASTIC	1
002	24.11111.00	COVER DPF	1
003	24.11110.00	COVER DPF	1
004	48.11551.00	PUSH OFF-(ON) 1P	2
005	24.11130.00	CAP	5
006	IM.20013.00	SWITCH	1
007	13.08035.00	COUNTERWEIGHT CAP	1
008	24.11131.00	SWITCH SUPPORT	3
009	24.11113.00	HORN COVER	1
010	48.11559.00	SWITCH 1P ON-ON	1
011	24.11112.00	BRAKE COVER	1

# 11. ELECTRIC INSTALLATION

## SWITCHES

CHASSIS: 90306

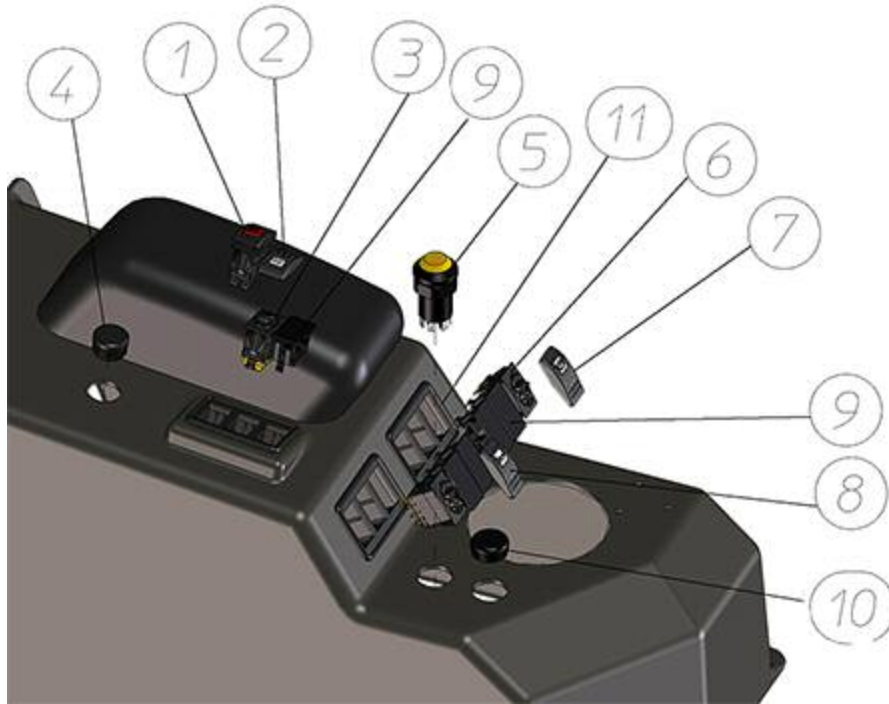


FIGURE	REFERENCE	DENOMINATION	AMOUNT
001	24.11157.00	SWITCH	1
002	24.11110.00	COVER DPF	1
003	48.11551.00	PUSH OFF-(ON) 1P	2
004	02.32030.00	CAP D30 PLASTIC	1
005	IM.20013.00	SWITCH	1
006	48.11559.00	SWITCH 1P ON-ON	1
007	24.11112.00	BRAKE COVER	1
008	24.11113.00	HORN COVER	1
009	24.11130.00	CAP	5
010	13.08032.00	CAP D 32	1
011	24.11131.00	SWITCH SUPPORT	3

# 11. ELECTRIC INSTALLATION

## ELECTRICAL CONTROL SYSTEMS

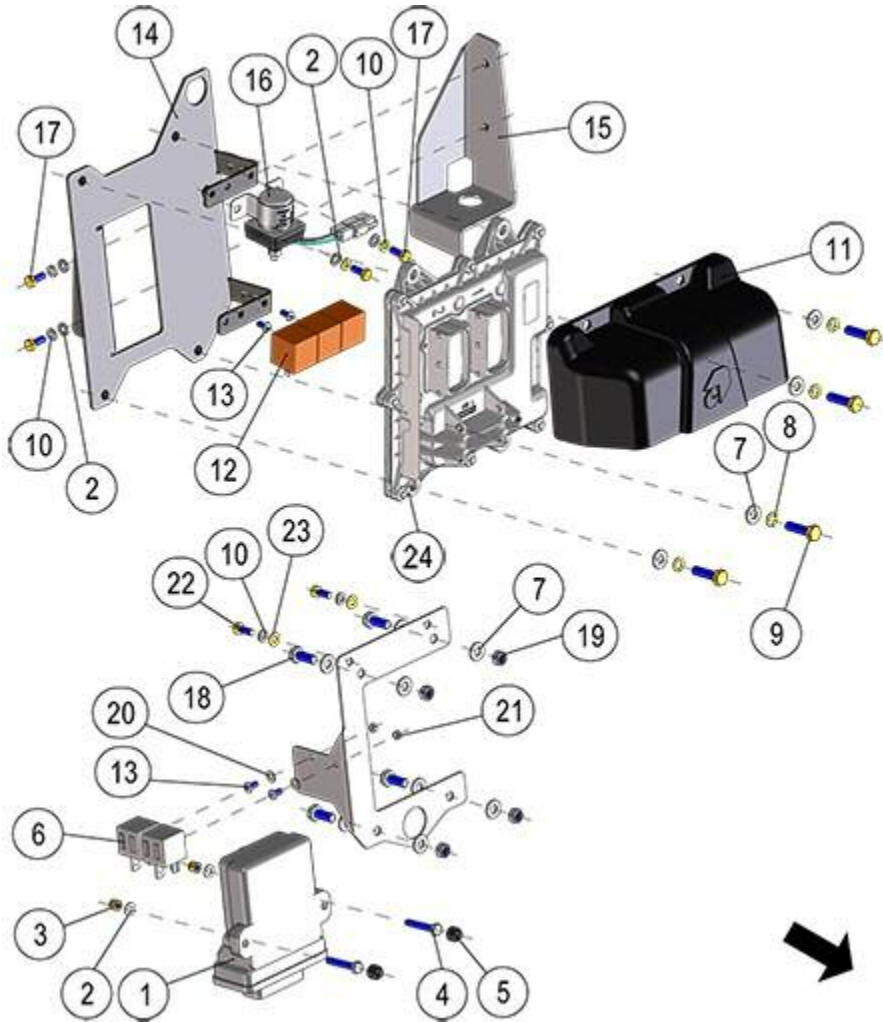


FIGURE	REFERENCE	DENOMINATION	AMOUNT
001	66.11107.00	ECU MACHINE FUNC.	1
002	101.06000.66	WASHER DIN125 D6	6
003	711.06000.66	NUT DIN982 M6	2
004	603.06035.86	SCREW DIN933 M6x35	2
005	46.08774.00	CAP GPN M6	2
006	48.11170.00	RELAY 70A UNSUPPORTED WITH DIODE	2
007	101.08000.66	WASHER DIN125 D8	4
008	104.08000.00	WASHER DIN7980 D8	4
009	603.08030.86	SCREW DIN933 M8X30	4
010	104.06000.00	WASHER DIN7980 D6	4
011	24.11203.00	COVER	1
012	43.01530.02	RELAY 40 AMP. 5 CONTAC. 6.3MM	3
013	630.05010.96	SCREW ISO7380	2





014	24.11201.00	SUPPORT	1
015	24.11202.00	SUPPORT	1
016	64.11041.00	RELAY 12V 100A	1
017	603.06015.87	SCREW DIN933 M6x15	4
018	603.08020.86	SCREW DIN933 M8x20	4
019	720.08000.66	NUT DIN985 M8 AUTOLOCKING	4
020	101.05000.66	WASHER DIN125 D5	2
021	701.05000.66	NUT DIN934 M5x0.8	2
022	603.06015.86	SCREW DIN933 M6x15	2
023	101.06000.67	WASHER DIN125 D6	2
024	KU1H48160202	ECU	1

# 11. ELECTRIC INSTALLATION

## ELECTRICAL CONTROL SYSTEMS

CHASSIS: 90164

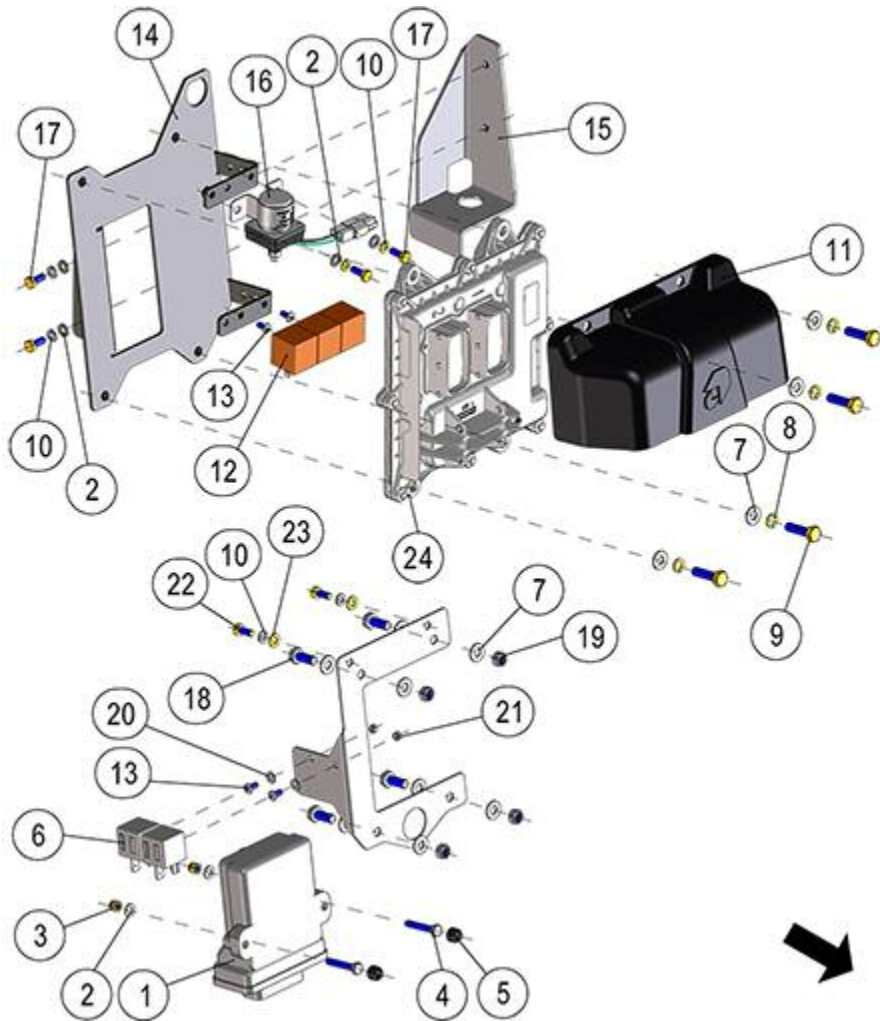


FIGURE	REFERENCE	DENOMINATION	AMOUNT
001	66.11107.00	ECU MACHINE FUNC.	1
002	101.06000.66	WASHER DIN125 D6	6
003	711.06000.66	NUT DIN982 M6	2
004	603.06035.86	SCREW DIN933 M6x35	2
005	46.08774.00	CAP GPN M6	2
006	48.11170.01	RELAY 70A UNSUPPORTED WITH DIODE	2
007	101.08000.66	WASHER DIN125 D8	4
008	104.08000.00	WASHER DIN7980 D8	4
009	603.08030.86	SCREW DIN933 M8X30	4
010	104.06000.00	WASHER DIN7980 D6	4
011	24.11203.00	COVER	1
012	43.01530.04	RELAY 40A WITH DIODE	3



013	630.05010.96	SCREW ISO7380	2
014	24.11201.00	SUPPORT	1
015	24.11202.00	SUPPORT	1
016	64.11041.00	RELAY 12V 100A	1
017	603.06015.87	SCREW DIN933 M6x15	4
018	603.08020.86	SCREW DIN933 M8x20	4
019	720.08000.66	NUT DIN985 M8 AUTOLOCKING	4
020	101.05000.66	WASHER DIN125 D5	2
021	701.05000.66	NUT DIN934 M5x0.8	2
022	603.06015.86	SCREW DIN933 M6x15	2
023	101.06000.67	WASHER DIN125 D6	2
024	KU1H48160202	ECU	1

# 11. ELECTRIC INSTALLATION BATTERY

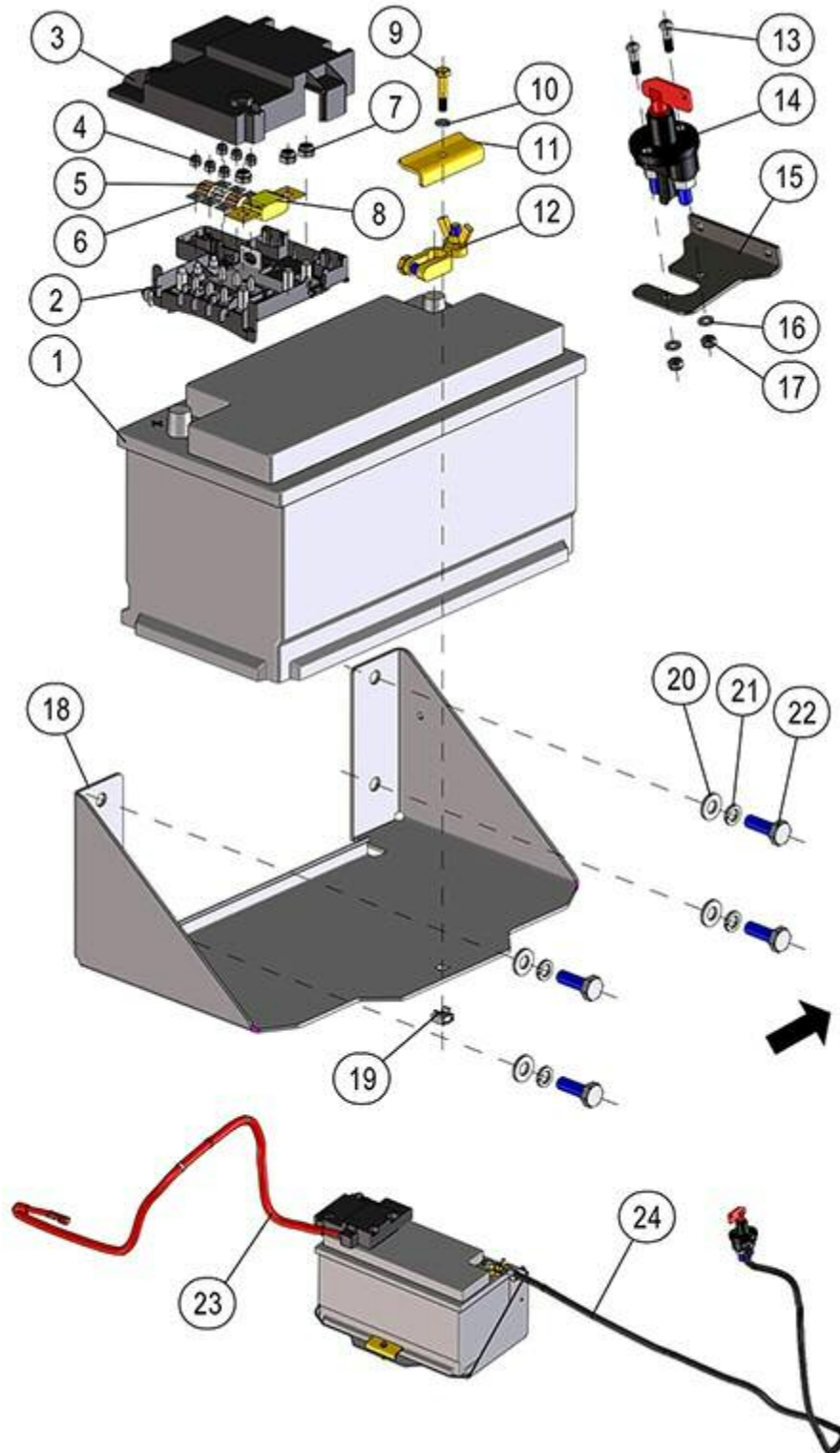


FIGURE	REFERENCE	DENOMINATION	AMOUNT
001	64.11110.01	BATTERY 92AH 760A	1
002	20.11009.00	BATTERY FUSE BOX	1

003	20.11014.00	BATTERY FUSEBOX COVER	1
004	711.05000.66	NUT DIN982 M5	6
005	13.11109.00	30A FUSE	2
006	20.11011.03	FUSE 80A	1
007	711.08000.66	NUT DIN982 M8	3
008	66.11114.00	FUSE 100A GENERAL PROTECTOR	1
009	604.06030.86	SCREW DIN931	1
010	104.06000.00	WASHER DIN7980 D6	1
011	20.11101.00	FIXATION SUPPORT 2X10X70	1
012	20.11007.01	NEGATIVE BATTERY CONNECTOR	1
013	630.06025.96	SCREW ISO7380 M6x25	2
014	24.11153.00	BATTERY DISCONNECTOR	1
015	24.11210.00	FIXING SUPPORT	1
016	101.06000.66	WASHER DIN125 D6	2
017	720.06000.66	NUT	2
018	24.11206.00	SUPPORT	1
019	726.06003.66	CAGED NUT M6x3	1
020	101.10000.66	WASHER DIN125 D10	4
021	104.10000.00	WASHER DIN7980 D10	4
022	603.10030.86	SCREW DIN933	4
023	24.11300.00	POSITIVE WIRE	1
024	24.11304.00	NEGATIVE WIRE	1

# 11. ELECTRIC INSTALLATION

## WIRING HARNESS (PART 1)

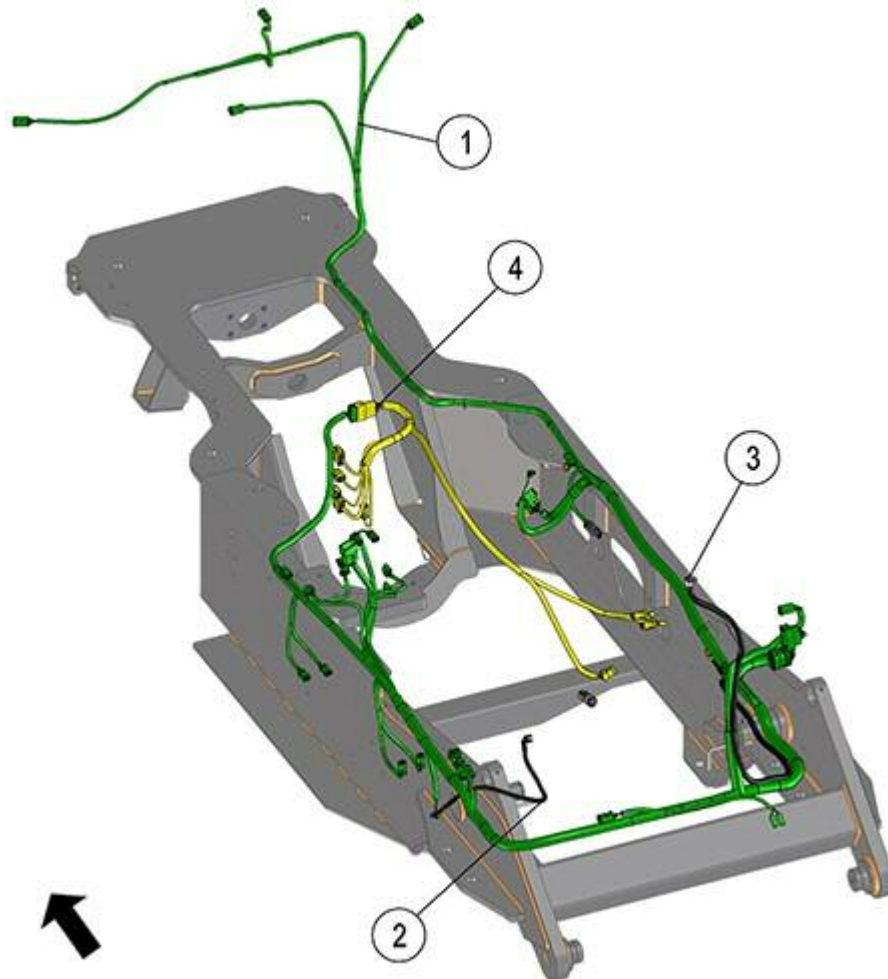


FIGURE	REFERENCE	DENOMINATION	AMOUNT
001	24.11000.00	CHASSIS WIRING HARNESS	1
002	24.11302.00	WIRE	1
003	24.11303.00	NEGATIVE WIRE	1
004	24.11004.00	TRANSMISSION WIRING	1

# 11. ELECTRIC INSTALLATION

## WIRING HARNESS (PART 1)

CHASSIS: 87575

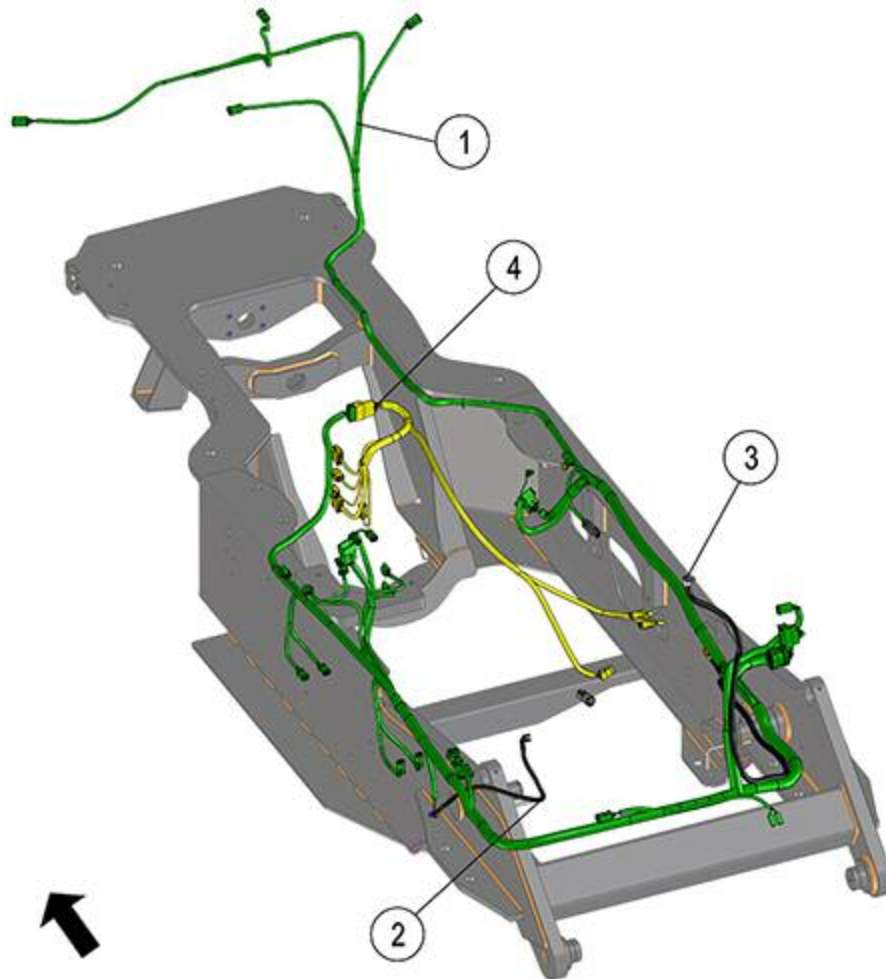


FIGURE	REFERENCE	DENOMINATION	AMOUNT
001	24.11000.01		1
002	24.11302.00	WIRE	1
003	24.11303.00	NEGATIVE WIRE	1
004	24.11004.00	TRANSMISSION WIRING	1

# 11. ELECTRIC INSTALLATION

## WIRING HARNESS (PART 2)

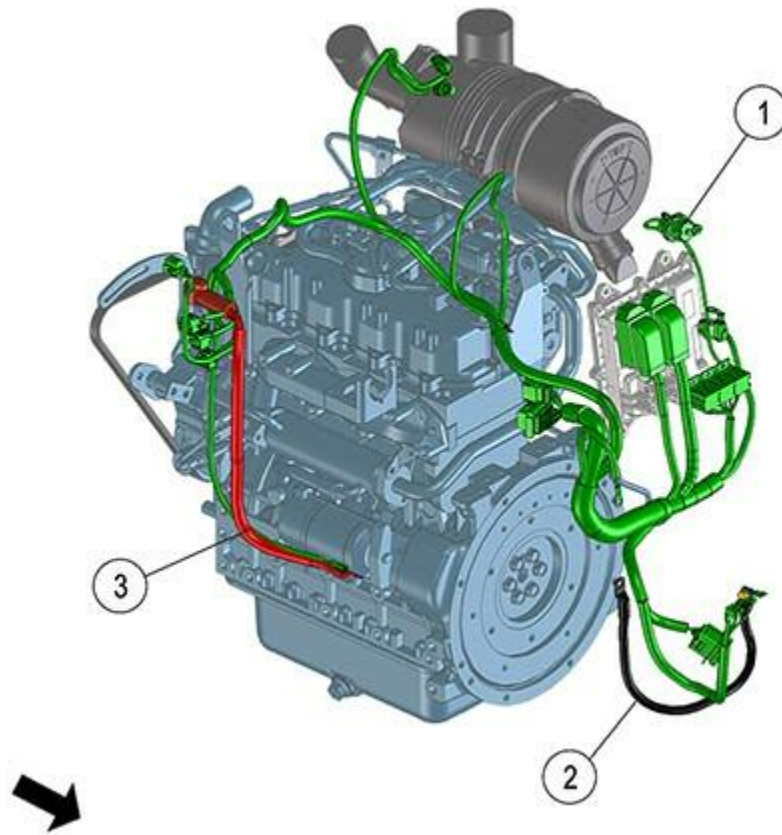


FIGURE	REFERENCE	DENOMINATION	AMOUNT
001	24.11003.00	ENGINE WIRING HARNESS	1
002	48.11141.00	POWER CORD 35X450MM M8-M10	1
003	24.11301.00	ELECTRICAL CABLE 25X480MM M8-M6	1



# 11. ELECTRIC INSTALLATION

## WIRING HARNESS (PART 3)

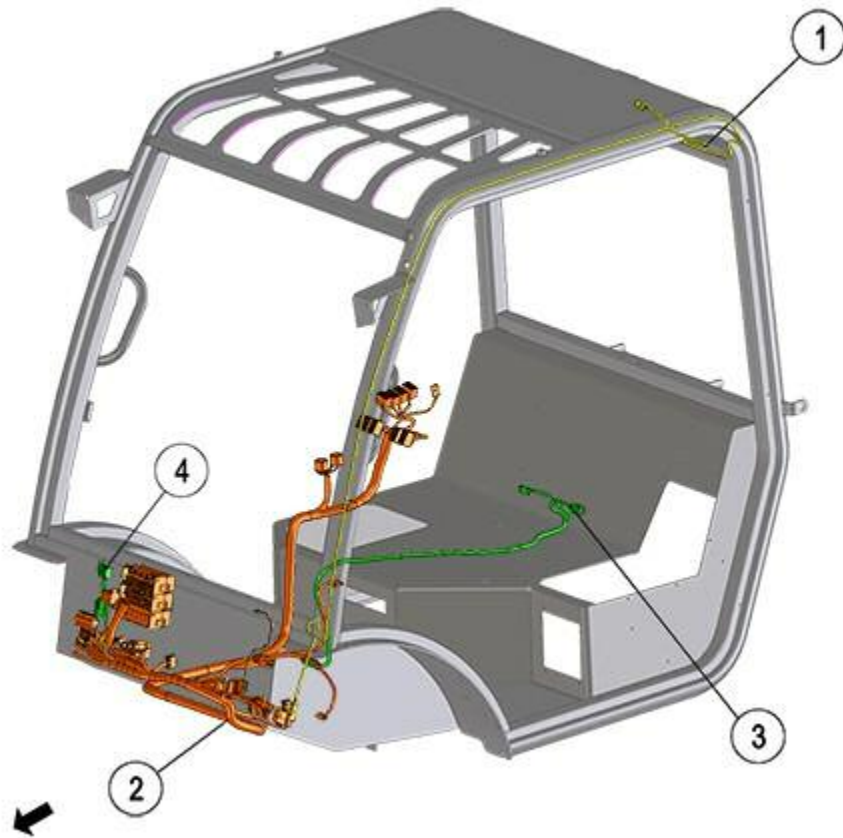


FIGURE	REFERENCE	DENOMINATION	AMOUNT
001	66.11011.00	EXTENSION WIRE 3150 2V 2V	1
002	24.11002.01	CABIN WIRING HARNESS	1
003	24.11010.01	EXTENSION WIRING HARNESS	1
004	24.11013.00	STARTING WIRING HARNESS MIDAC+	1

# 11. ELECTRIC INSTALLATION

## WIRING HARNESS (PART 3)

CHASSIS: 87032

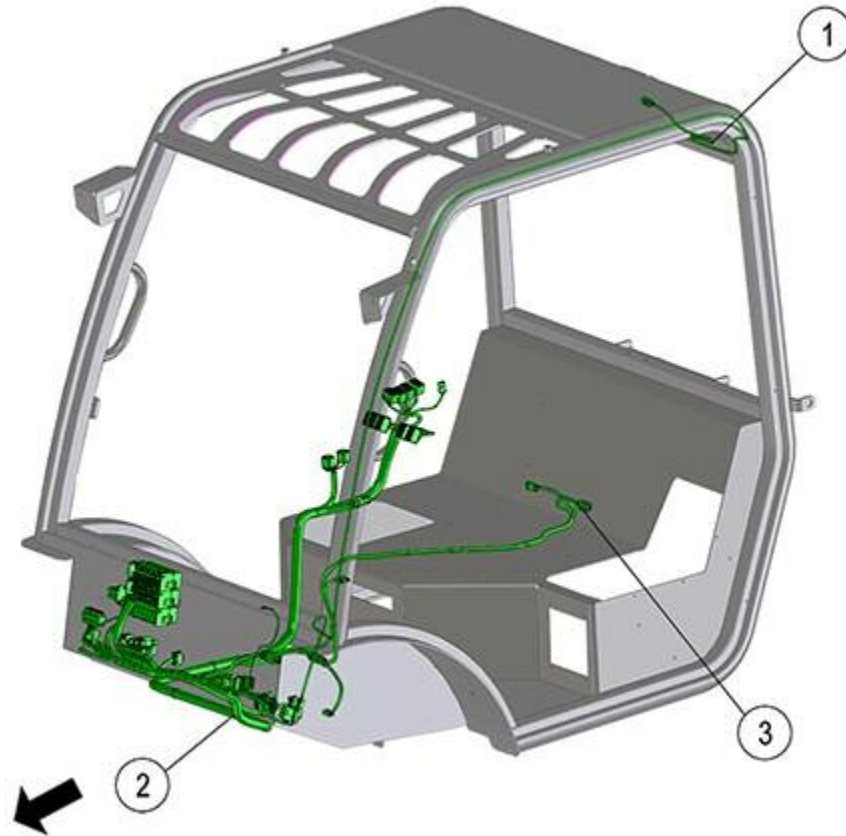


FIGURE	REFERENCE	DENOMINATION	AMOUNT
001	66.11011.00	EXTENSION WIRE 3150 2V 2V	1
002	24.11002.02		1
003	24.11010.01	EXTENSION WIRING HARNESS	1

# 11. ELECTRIC INSTALLATION

## WIRING HARNESS (PART 3)

CHASSIS: 87610

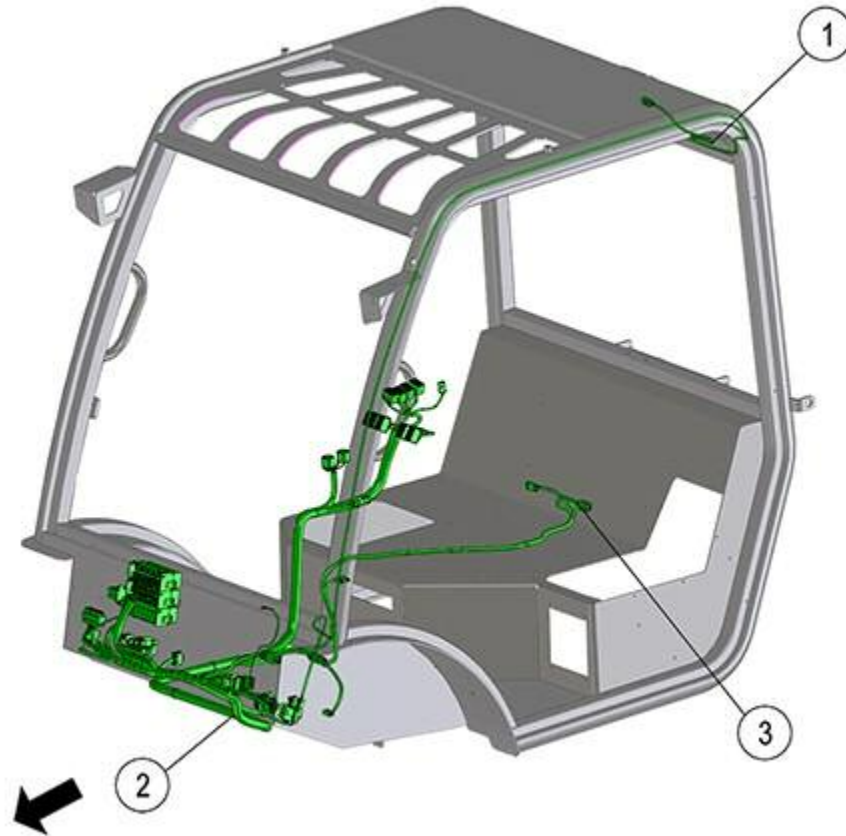


FIGURE	REFERENCE	DENOMINATION	AMOUNT
001	66.11011.00	EXTENSION WIRE 3150 2V 2V	1
002	24.11002.03	CABIN WIRING HARNESS	1
003	24.11010.01	EXTENSION WIRING HARNESS	1

# 11. ELECTRIC INSTALLATION

## WIRING HARNESS (PART 3)

CHASSIS: 90306

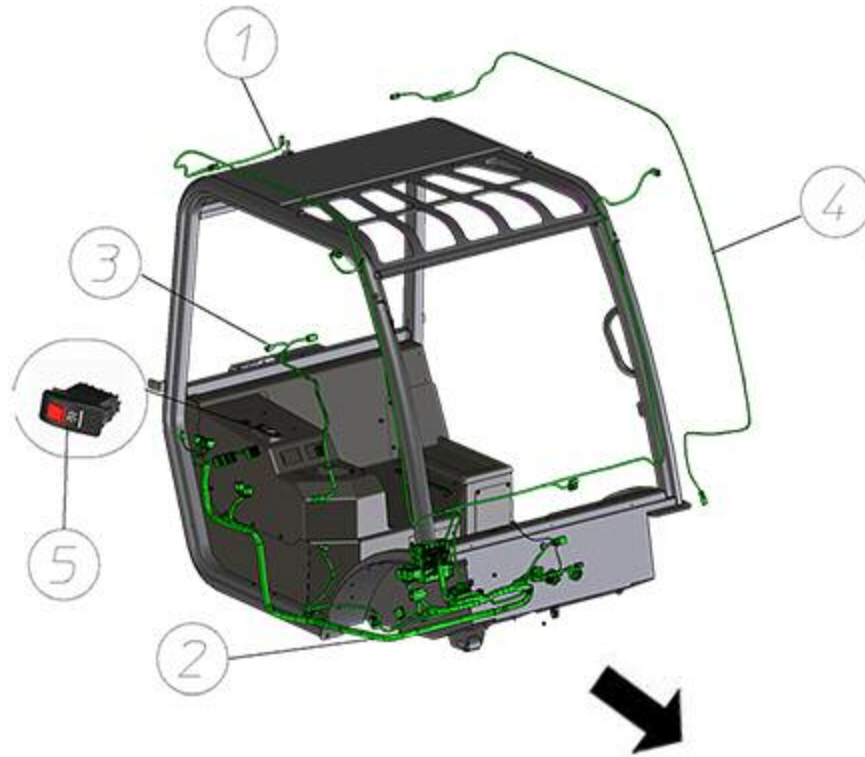


FIGURE	REFERENCE	DENOMINATION	AMOUNT
001	24.11005.00		1
002	24.11002.04	LENGTH ELEC. INSTAL.	1
003	24.11010.01	EXTENSION WIRING HARNESS	1
004	66.11011.00	EXTENSION WIRE 3150 2V 2V	1
005	24.11157.00	SWITCH	1

## 12. FINISHES STICKERS & PLATES (PART 1)

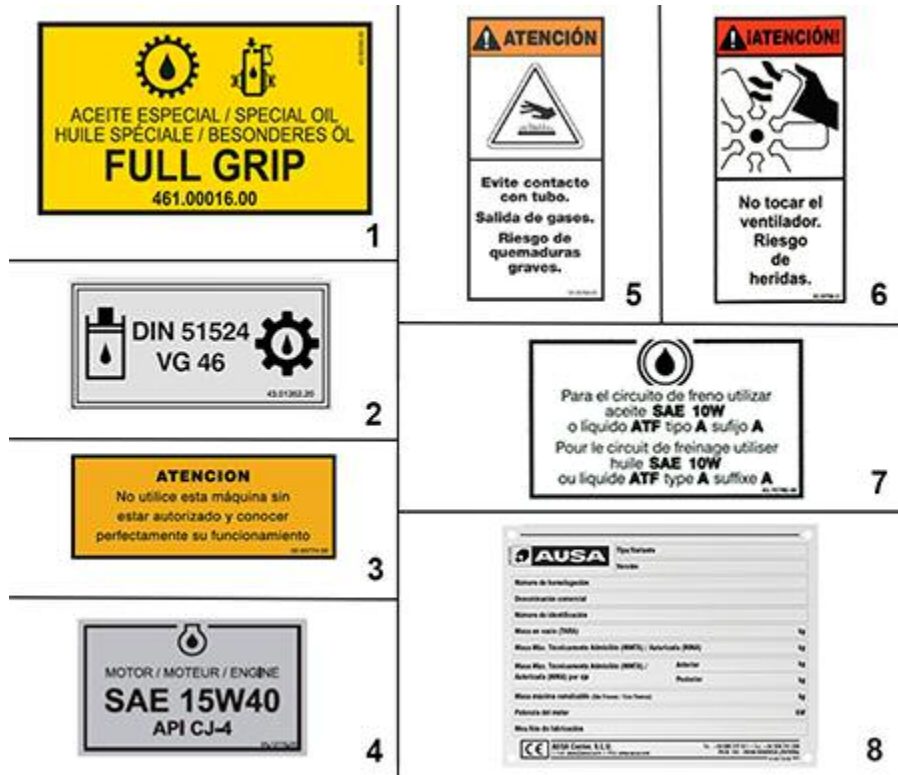


FIGURE	REFERENCE	DENOMINATION	AMOUNT
001	43.00398.00	ADHESIVE PLATE 60X95	1
002	43.01352.20	PLATE AD. INDI	1
003	02.00774.00	PLATE AD. INDI	1
004	64.12116.00	STICKER OIL SAE 15W40 CJ4	1
005	02.00764.00	PLATE AD. INDI	1
006	02.00766.01	ADH. PLATE IND. 40x80, SPANISH	1
007	43.70780.00	PLATE AD. INDI	1
008	01.00779.60	INDI. PLATE 130X100 STANDARD	1

## 12. FINISHES

### STICKERS & PLATES (PART 2)



FIGURE	REFERENCE	DENOMINATION	AMOUNT
001	24.12011.00		1
002A	13.12136.02	ADHESIVE, AUSA 720x147	1

002B	09.09902.01	PLATE AD. INDI	1
003	45.19101.00	PLATE AD. INDI	1
004	43.01356.01	ADH. PLATE IND. DIESEL ULSD 90	1
005	57.12010.00	PLATE AD. INDI	1
006	24.12730.00		1
007	24.12802.00		1
008	24.12900.00		1
009	09.15720.00	PLATE AD. INDI	1
010	46.08099.00	AUSA BADGE	1
011	12.12010.00	ADHESIVE	1
012	24.12801.00		1
013	01.00757.00	PLATE AD. INDI	1
014	09.12014.00	ADHESIVE	1
015	65.12103.00	STICKER DISCONNECT	1
016	70.12120.00	STICKER LIFT POINT	1
017	45.01352.00	PLATE AD. INDI	1
018	43.00397.01	110x110 FULLGRIP ADHESIVE	1
019	48.12026.00	STICKER BOOK INSTRUCTIONS	1

## 12. FINISHES STICKER ENGLAND

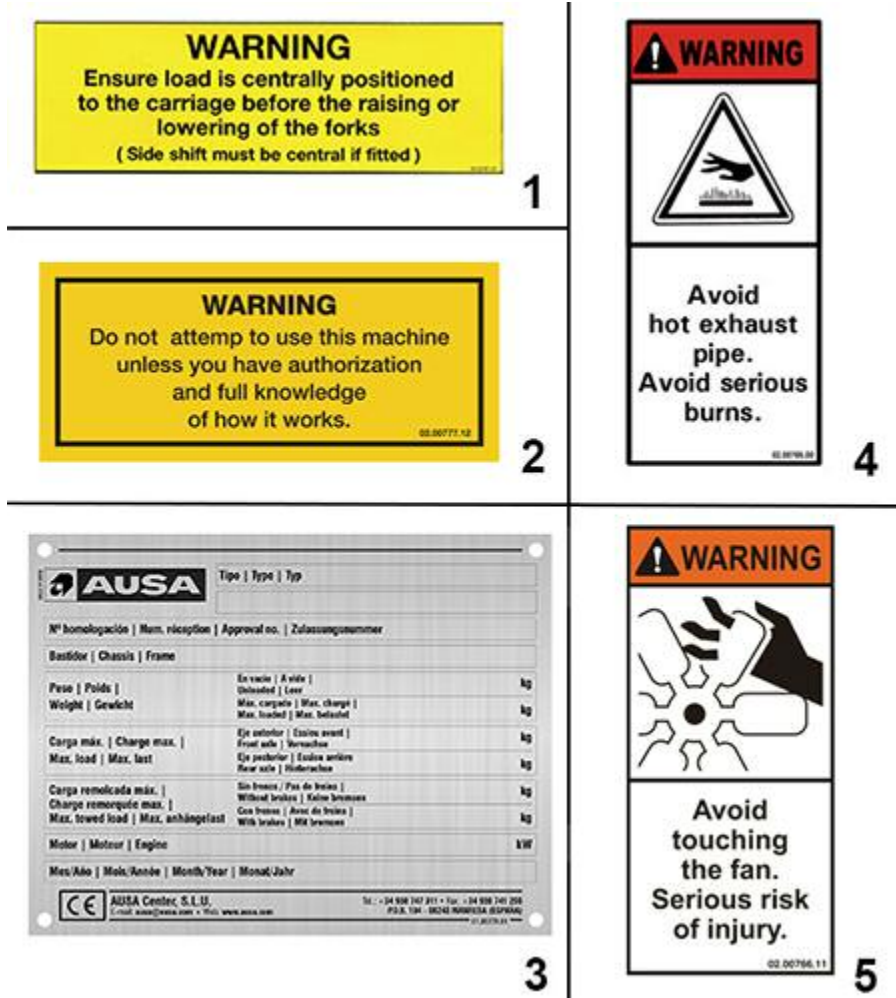
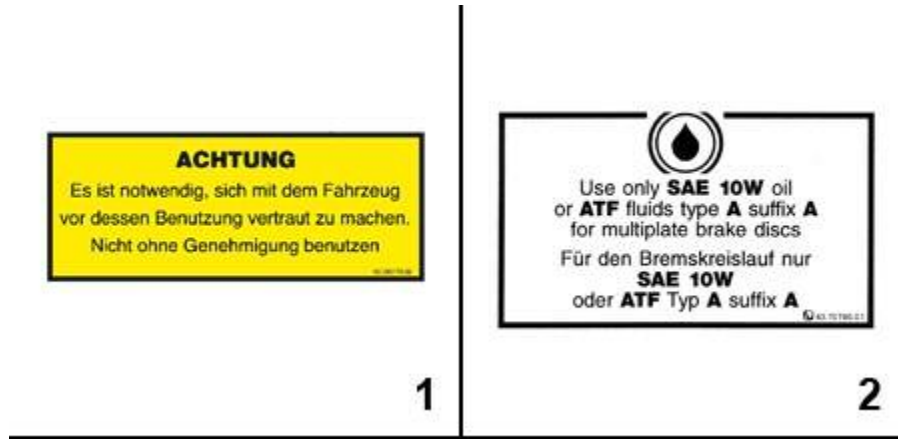


FIGURE	REFERENCE	DENOMINATION	AMOUNT
001	43.02187.02	PLATE AD. INDI	1
002	02.00777.12	PLATE AD. INDI (ENGLISH)	1
003	01.00779.61	PLATE - CONTACT WITH AUSA	1
004	02.00765.00	INDICATIVE STICKER 40x80 HOT PARTS	1
005	02.00766.11	INDICATIVE STICKER 40X80 DO NOT TOUCH	1



## 12. FINISHES

### GERMAN STICKERS



3

FIGURE	REFERENCE	DENOMINATION	AMOUNT
001	02.00779.02	PLATE AD. INDI	1
002	43.70780.01	PLATE AD. INDI	1
003	43.02187.03	PLATE AD. INDI	1


## 12. FINISHES STICKER FRANCE



1



2



3



4

FIGURE	REFERENCE	DENOMINATION	AMOUNT
001	02.00778.00	PLATE AD. INDI	1
002	02.00766.02	ADHESIVE 40X80 FRENCH	1
003	01.00779.61	PLATE - CONTACT WITH AUSA	1
004	02.00764.01	PLATE AD. INDI	1

## 12. FINISHES

### ITALY STIKERS



FIGURE	REFERENCE	DENOMINATION	AMOUNT
001	02.00774.02	PLACA AD. INDI. 80X180 ITALIAN	1
002	43.00398.01	OIL INDICATE STIKER	1
003	43.70780.03	PLACA AD. INDI. 60x100 FRENO I	1
004	02.00764.06	INDICATIVE PLATE WARNING)	1
005	02.00766.07	STICKER DONT TOUCH	1
006	12.12012.00	SPEED ADHESIVE PLATE 40 KM/H	1

**12. FINISHES**  
**TOOLS BAG**



FIGURE	REFERENCE	DENOMINATION	AMOUNT
001	01.00036.02	TOOLS-BAG	1

### 13. ACCESSORIES HALF-CLOSED CABIN

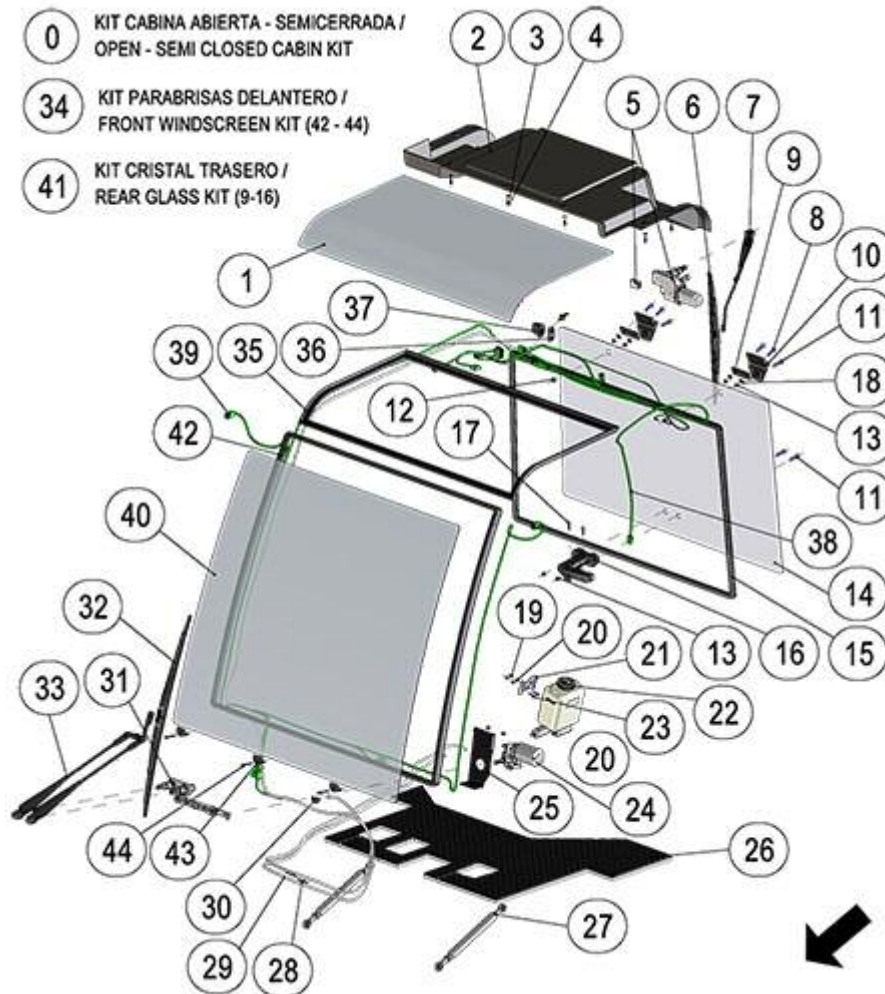


FIGURE	REFERENCE	DENOMINATION	AMOUNT
000	24.21080RE00	SEMI CLOSED CABIN SET	1
001	24.08237.00	CABIN ROOF GLASS	1
002	24.08207.00	COVER	1
003	101.06000.66	WASHER DIN125 D6	9
004	630.06015.96	SCREW ISO7380 M6x15	9
005	24.08229.00		1
006	24.08248.00		1
007	24.08247.00		1
008	24.08282.00	SHIM 4.00MM	2
009	618.08030.87	SCREW DIN7991 M8X30	4
010	24.08235.00	REAR WINDOW HINGE	2
011	618.08040.86	SCREW DIN7991 M8x40/1,25	4
012	101.08000.66	WASHER DIN125 D8	4

013	711.08000.66	NUT DIN982 M8	6
014	24.08233.00	REAR GLASS	1
015	24.08231.00	GLASS RUBBER PROFILE	1
016	24.08240.00	LOCK	1
017	601.06020.86	SCREW DIN912	2
018	24.08270.00	NUT	2
019	711.06000.66	NUT DIN982 M6	2
020	101.06000.66	WASHER DIN125 D6	4
021	24.13157.00		1
022	24.13159.00	WINDSCREEN WIPER TANK	1
023	618.06020.86	SCREW DIN7991	2
024	24.08228.00		1
025	24.13158.00	WINDSCREEN WIPER ENGINE SUPPORT	1
026	24.13162.00		1
027	24.08006.00	GAS SHOCK ABSORBER 2300N	2
028	46.02300.00	CHECK VALVE D5X45	2
029	469.04008.00	TRANSPARENT PLASTIC TUBE MATERIAL	1
030	13.08204.01	GROMMET	2
031	24.08284.00		1
032	24.08225.00		1
033	24.08226.00		1
034	24.08222.00	FRONT WINDSCREEN RUBBER PROFILE SET	1
035	24.08224.00	UPPER GLASS RUBBER PROFILE SET	1

**13. ACCESSORIES**  
**HALF-CLOSED CABIN**

FIGURE	REFERENCE	DENOMINATION	AMOUNT
036	24.11118.00	REAR WINDSCREEN WIPER COVER	1
037	24.11120.00	COMMUTATOR OFF-ON-ON	1
038	24.11009.00		1
039	24.11005.00		1
040	24.08230.00	FRONT WINDSCREEN GLASS	1
041	24.08223.00	REAR GLASS KIT	1
042	24.08231.00	GLASS RUBBER PROFILE	1
043	24.08232.00	BLOCK	3
044	24.08249.01	SCREW	3

### 13. ACCESSORIES

#### HALF-CLOSED CABIN

CHASSIS: 87386

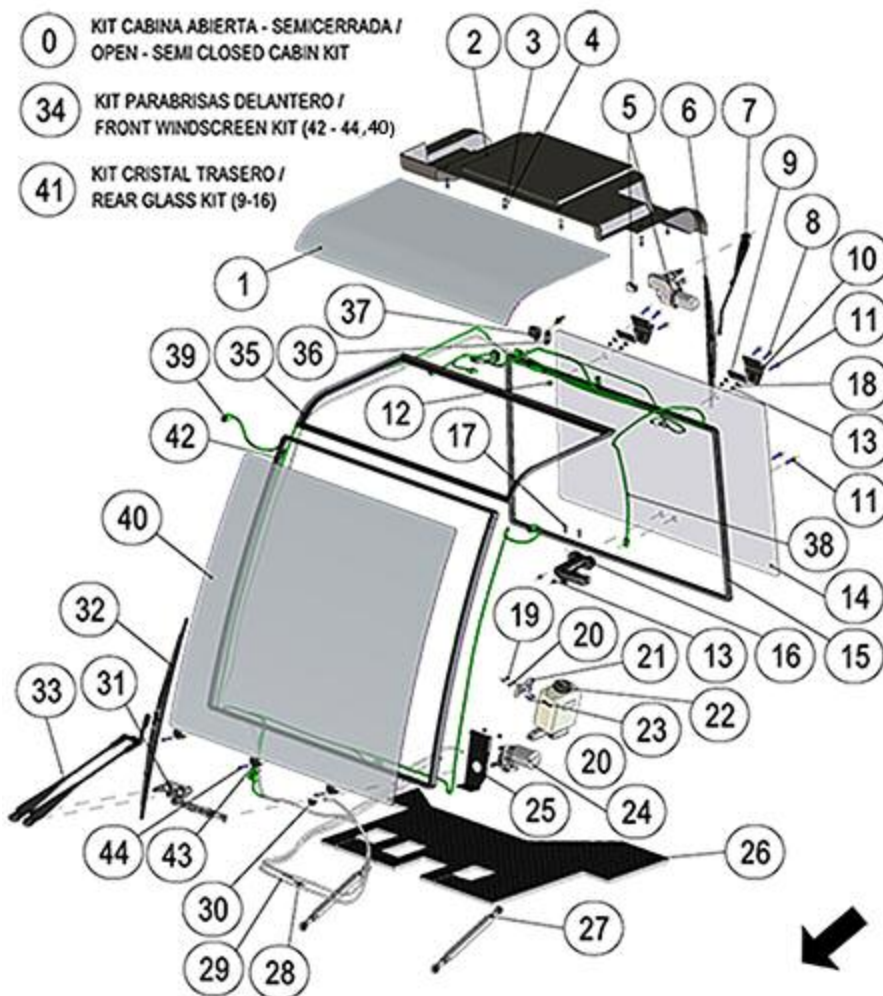


FIGURE	REFERENCE	DENOMINATION	AMOUNT
000	24.08201RE00	SEMI-CLOSED CABIN SET	1
001	24.08237.00	CABIN ROOF GLASS	1
002	24.08207.00	COVER	1
003	101.06000.66	WASHER DIN125 D6	9
004	630.06015.96	SCREW ISO7380 M6x15	9
005	24.08229.00		1
006	24.08248.00		1
007	24.08247.00		1
008	24.08282.00	SHIM 4.00MM	2
009	618.08030.87	SCREW DIN7991 M8X30	4
010	24.08235.00	REAR WINDOW HINGE	2
011	618.08040.86	SCREW DIN7991 M8x40/1,25	4

012	101.08000.66	WASHER DIN125 D8	4
013	711.08000.66	NUT DIN982 M8	6
014	24.08233.00	REAR GLASS	1
015	24.08231.00	GLASS RUBBER PROFILE	1
016	24.08240.00	LOCK	1
017	601.06020.86	SCREW DIN912	2
018	24.08270.00	NUT	2
019	711.06000.66	NUT DIN982 M6	2
020	101.06000.66	WASHER DIN125 D6	4
021	24.13157.00		1
022	24.13159.00	WINDSCREEN WIPER TANK	1
023	618.06020.86	SCREW DIN7991	2
024	24.08228.00		1
025	24.13158.00	WINDSCREEN WIPER ENGINE SUPPORT	1
026	24.13162.00		1
027	24.08006.00	GAS SHOCK ABSORBER 2300N	2
028	46.02300.00	CHECK VALVE D5X45	2
029	469.04008.00	TRANSPARENT PLASTIC TUBE MATERIAL	1
030	13.08204.01	GROMMET	2
031	24.08284.00		1
032	24.08225.00		1
033	24.08226.00		1
034	24.08230RE01	WINDSCREEN KIT	1
035	24.08224.00	UPPER GLASS RUBBER PROFILE SET	1

**13. ACCESSORIES**

**HALF-CLOSED CABIN**

CHASSIS: 87386

FIGURE	REFERENCE	DENOMINATION	AMOUNT
036	24.11118.00	REAR WINDSCREEN WIPER COVER	1
037	24.11120.00	COMMUTATOR OFF-ON-ON	1
038	24.11009.00		1
039	24.11005.00		1
040	24.08230.01	FRONT WINDSCREEN GLASS	1
041	24.08223.00	REAR GLASS KIT	1
042	24.08231.00	GLASS RUBBER PROFILE	1
043	24.08232.00	BLOCK	3
044	24.08249.01	SCREW	3



### 13. ACCESSORIES CLOSED CABIN (1)

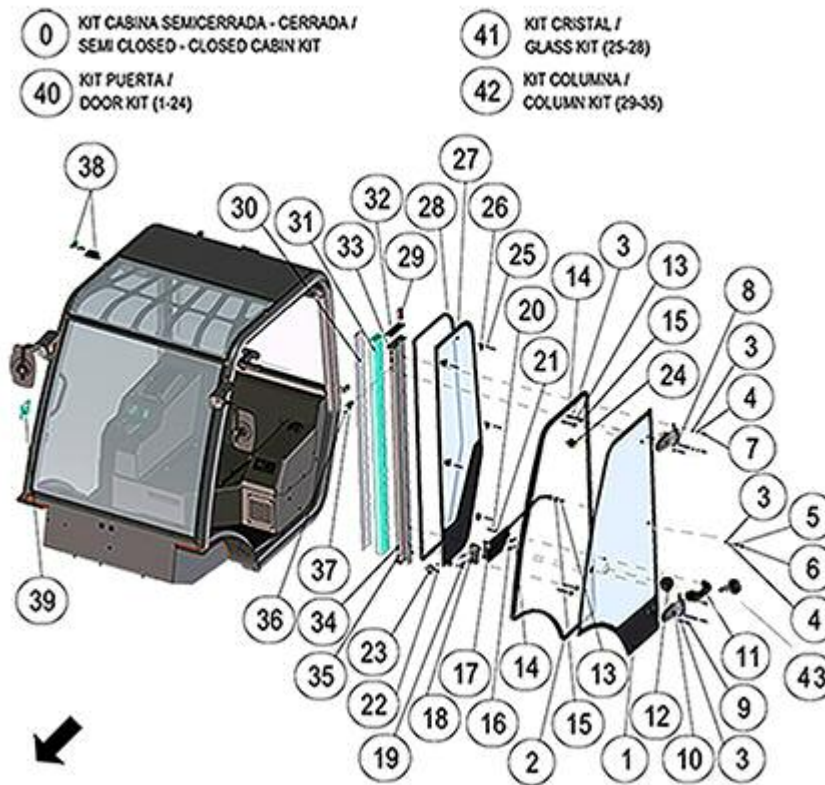


FIGURE	REFERENCE	DENOMINATION	AMOUNT
000	24.08202RE00	CLOSED CABIN SET	1
001	24.08250.00	LEFT DOOR GLASS	1
002	24.08231.00	GLASS RUBBER PROFILE	1
003	101.08000.66	WASHER DIN125 D8	13
004	104.08000.00	WASHER DIN7980 D8	5
005	603.08030.86	SCREW DIN933 M8X30	1
006	24.08279.00	CAP	1
007	603.08020.86	SCREW DIN933 M8x20	4
008	24.08283.00	DOOR HINGE	1
009	603.08035.86	SCREW DIN933	4
010	24.08262.00	DOOR HINGE	1
011	24.08267.00	HANDLE	1
012	24.08280.00	LOCK	1
013	24.08278.00	BUSH	5
014	711.08000.66	NUT DIN982 M8	6
015	24.08276.00	GROMMET	5
016	112.08000.66	WASHER DIN9021 D8	2

017	24.08264.00	INTERIOR HANDLE	1
018	24.08281.00	LEFT DOOR LOCK	1
019	618.08040.86	SCREW DIN7991 M8x40/1,25	2
020	603.06025.86	SCREW DIN933 M6x25	1
021	112.06000.66	WASHER DIN9021 D6	1
022	630.06010.96	SCREW ISO7380 M6X10	2
023	24.08266.00	BLOCK	1
024	24.08260.00	BLOCK	1
025	24.08249.01	SCREW	6
026	24.08232.00	BLOCK	6
027	24.08252.00	LEFT GLASS	1
028	24.08231.00	GLASS RUBBER PROFILE	1
029	24.08272.00	CAP	1
030	24.08273.00	TRIM	1
031	24.08271.00	LINING	1
032	24.08277.00	GASKET	1
033	24.08245.00	LEFT CENTRAL RUNG	1
034	630.08025.96	SCREW ISO7380	4
035	101.08000.66	WASHER DIN125 D8	4

**13. ACCESSORIES**  
**CLOSED CABIN (1)**

FIGURE	REFERENCE	DENOMINATION	AMOUNT
036	615.04015.66	SCREW DIN84 M4x15	2
037	36.11111.00		1
038	24.11145.00	COURTESY LIGHT	1
039	01.12001.00	EMERGENCY EXIT STICKER	1
040A	24.08241.00	LEFT DOOR KIT	1
040B	24.08242.00	RIGHT DOOR KIT	1
042	24.08274.00		1
043	IM.30025.99	KEY	1

### 13. ACCESSORIES CLOSED CABIN (2)

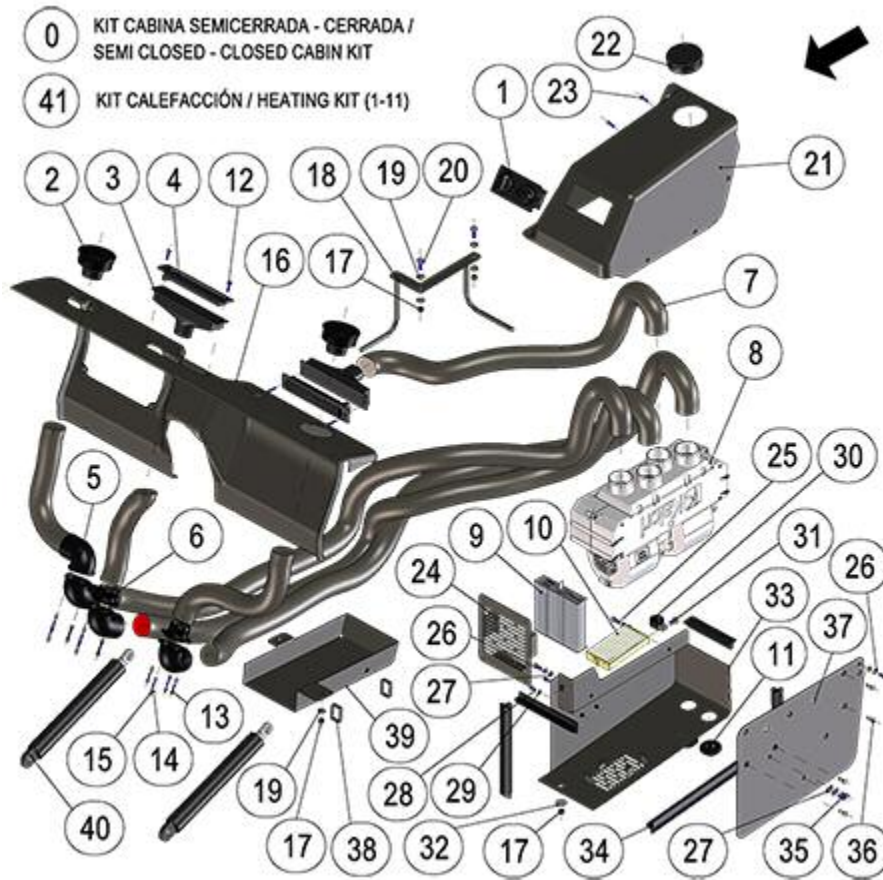


FIGURE	REFERENCE	DENOMINATION	AMOUNT
001	24.13152.00	SET CONTROL REGULATOR	1
002	24.13107.00	BUSH	2
003	24.13111.00	FITTING	2
004	24.13110.00	GRILLE	2
005	24.13108.00	FITTING	4
006	24.13109.00	FITTING	2
007	489.00045.00	FITTING	1
008	24.13151.00	HEATING	1
009	24.13105.00	AIR FILTER	1
010	24.13106.00	AIR FILTER	1
011	24.13119.00	GROMMET	2
012	635.04822.67	SCREW	4
013	601.04020.87	SCREW DIN912 M4x20	12
014	104.04000.00	WASHER DIN7980 D4	12
015	101.04000.66	WASHER DIN125 D4	12
016	24.13154.00		1

017	711.08000.66	NUT DIN982 M8	6
018	24.13123.00		1
019	101.08000.66	WASHER DIN125 D8	6
020	603.08020.86	SCREW DIN933 M8x20	2
021	24.13155.00		1
022	02.32080.00	CAP	1
023	630.05015.96	SCREW ISO7380 M5x15	2
024	24.13143.00		1
025	603.06015.86	SCREW DIN933 M6x15	2
026	104.06000.00	WASHER DIN7980 D6	2
027	101.06000.66	WASHER DIN125 D6	2
028	603.05010.86	SCREW DIN933 M5x10	2
029	101.05000.66	WASHER DIN125 D5	2
030	830.01808.00	CLAMP LOOP	1
031	603.08015.86	SCREW DIN933 M8x15	1
032	112.08000.66	WASHER DIN9021 D8	1
033	24.13140.00		1
034	472.00411.00	RUBBER PROFILE MAT.	1
035	630.06015.96	SCREW ISO7380 M6x15	3
036	618.06015.86	SCREW DIN7991	4

**13. ACCESSORIES**  
**CLOSED CABIN (2)**

FIGURE	REFERENCE	DENOMINATION	AMOUNT
037	24.13124.00		1
038	931.08300.00	BAND CLAMP 7.8X300	2
039	24.13121.00		1
040	30.08040.01	GAS SPRING 2800N	2
041	24.13150.00		1

### 13. ACCESSORIES

#### CLOSED CABIN (2)

CHASSIS: 87348

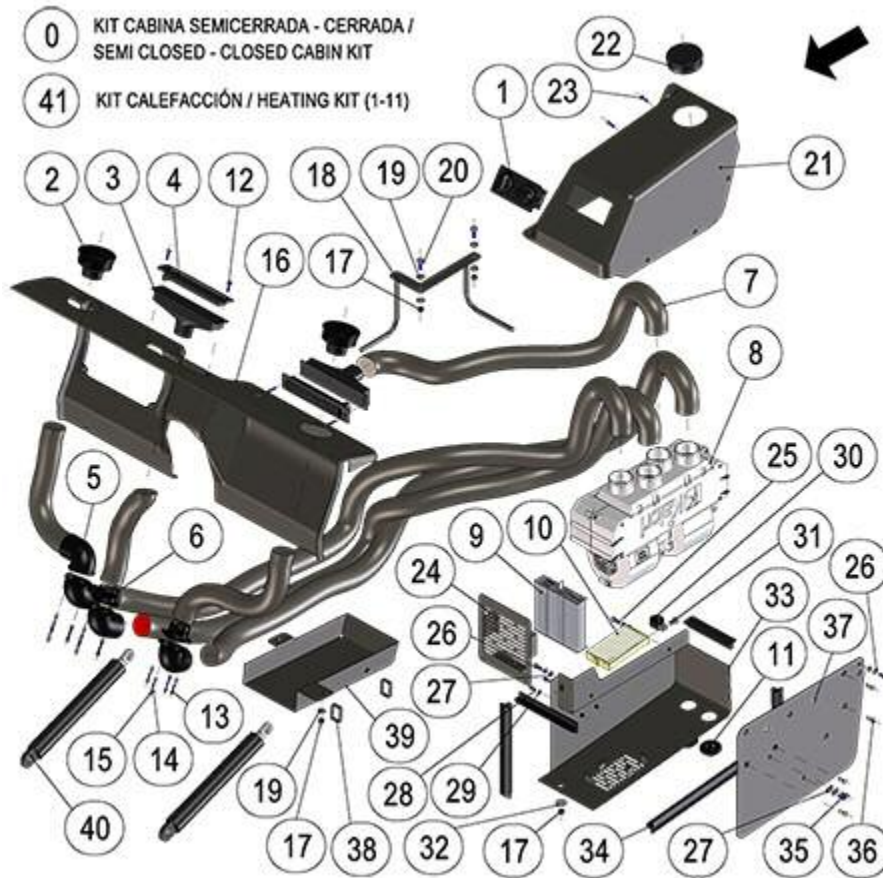


FIGURE	REFERENCE	DENOMINATION	AMOUNT
001	24.13152.00	SET CONTROL REGULATOR	1
002	24.13107.00	BUSH	2
003	24.13111.00	FITTING	2
004	24.13110.00	GRILLE	2
005	24.13108.00	FITTING	4
006	24.13109.00	FITTING	2
007	489.00045.00	FITTING	1
008	24.13151.00	HEATING	1
009	24.13105.00	AIR FILTER	1
010	24.13106.00	AIR FILTER	1
011	24.13119.00	GROMMET	2
012	635.04822.67	SCREW	4
013	601.04020.87	SCREW DIN912 M4x20	12
014	104.04000.00	WASHER DIN7980 D4	12
015	101.04000.66	WASHER DIN125 D4	12

016	24.13154.00		1
017	711.08000.66	NUT DIN982 M8	6
018	24.13123.00		1
019	101.08000.66	WASHER DIN125 D8	6
020	603.08020.86	SCREW DIN933 M8x20	2
021	24.13155.00		1
022	02.32080.00	CAP	1
023	630.05015.96	SCREW ISO7380 M5x15	2
024	24.13143.00		1
025	603.06015.86	SCREW DIN933 M6x15	2
026	104.06000.00	WASHER DIN7980 D6	2
027	101.06000.66	WASHER DIN125 D6	2
028	603.05010.86	SCREW DIN933 M5x10	2
029	101.05000.66	WASHER DIN125 D5	2
030	830.01808.00	CLAMP LOOP	1
031	603.08015.86	SCREW DIN933 M8x15	1
032	112.08000.66	WASHER DIN9021 D8	1
033	24.13140.00		1
034	472.00411.00	RUBBER PROFILE MAT.	1
035	630.06015.96	SCREW ISO7380 M6x15	3
036	618.06015.86	SCREW DIN7991	4

**13. ACCESSORIES**

**CLOSED CABIN (2)**

CHASSIS: 87348

FIGURE	REFERENCE	DENOMINATION	AMOUNT
037	24.13124.00		1
038	931.08300.00	BAND CLAMP 7.8X300	2
039	24.13121.00		1
040	30.08040.01	GAS SPRING 2800N	2
041	24.13150.01	HEATER KIT	1

**COMMENTS**

PM.00049

### 13. ACCESSORIES

#### CLOSED CABIN (2)

CHASSIS: 89342

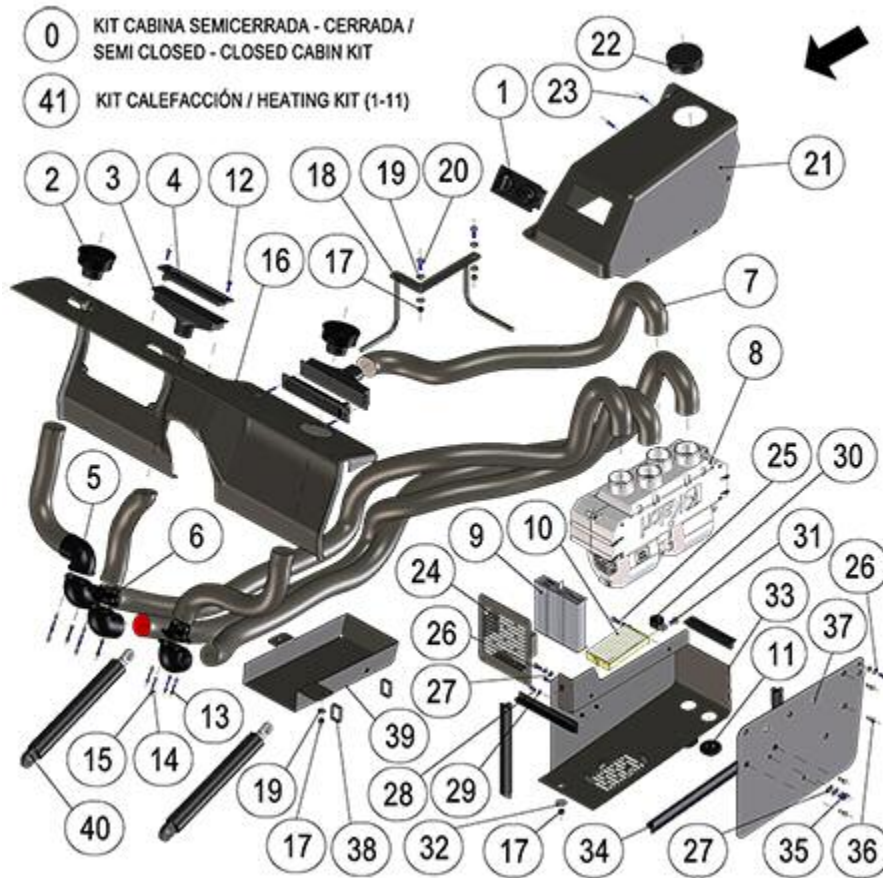


FIGURE	REFERENCE	DENOMINATION	AMOUNT
001	24.13152.00	SET CONTROL REGULATOR	1
002	24.13107.00	BUSH	2
003	24.13111.00	FITTING	2
004	24.13110.00	GRILLE	2
005	24.13108.00	FITTING	4
006	24.13109.00	FITTING	2
007	489.00045.00	FITTING	1
008	24.13151.00	HEATING	1
009	24.13105.00	AIR FILTER	1
010	24.13106.00	AIR FILTER	1
011	24.13119.00	GROMMET	2
012	635.04822.67	SCREW	4
013	601.04020.87	SCREW DIN912 M4x20	12
014	104.04000.00	WASHER DIN7980 D4	12
015	101.04000.66	WASHER DIN125 D4	12



016	24.13154.00		1
017	711.08000.66	NUT DIN982 M8	6
018	24.13123.00		1
019	101.08000.66	WASHER DIN125 D8	6
020	603.08020.86	SCREW DIN933 M8x20	2
021	24.13155.00		1
022	02.32080.00	CAP	1
023	630.05015.96	SCREW ISO7380 M5x15	2
024	24.13143.00		1
025	603.06015.86	SCREW DIN933 M6x15	2
026	104.06000.00	WASHER DIN7980 D6	2
027	101.06000.66	WASHER DIN125 D6	2
028	603.05010.86	SCREW DIN933 M5x10	2
029	101.05000.66	WASHER DIN125 D5	2
030	830.01808.00	CLAMP LOOP	1
031	603.08015.86	SCREW DIN933 M8x15	1
032	112.08000.66	WASHER DIN9021 D8	1
033	24.13140.01	SHEET	1
034	472.00411.00	RUBBER PROFILE MAT.	1
035	630.06015.96	SCREW ISO7380 M6x15	3
036	618.06015.86	SCREW DIN7991	4

**13. ACCESSORIES**

**CLOSED CABIN (2)**

CHASSIS: 89342

FIGURE	REFERENCE	DENOMINATION	AMOUNT
037	24.13124.00		1
038	931.08300.00	BAND CLAMP 7.8X300	2
039	24.13121.00		1
040	30.08040.01	GAS SPRING 2800N	2
041	24.13150.01	HEATER KIT	1

**COMMENTS**

PM.00076



### 13. ACCESSORIES

#### CLOSED CABIN (3)

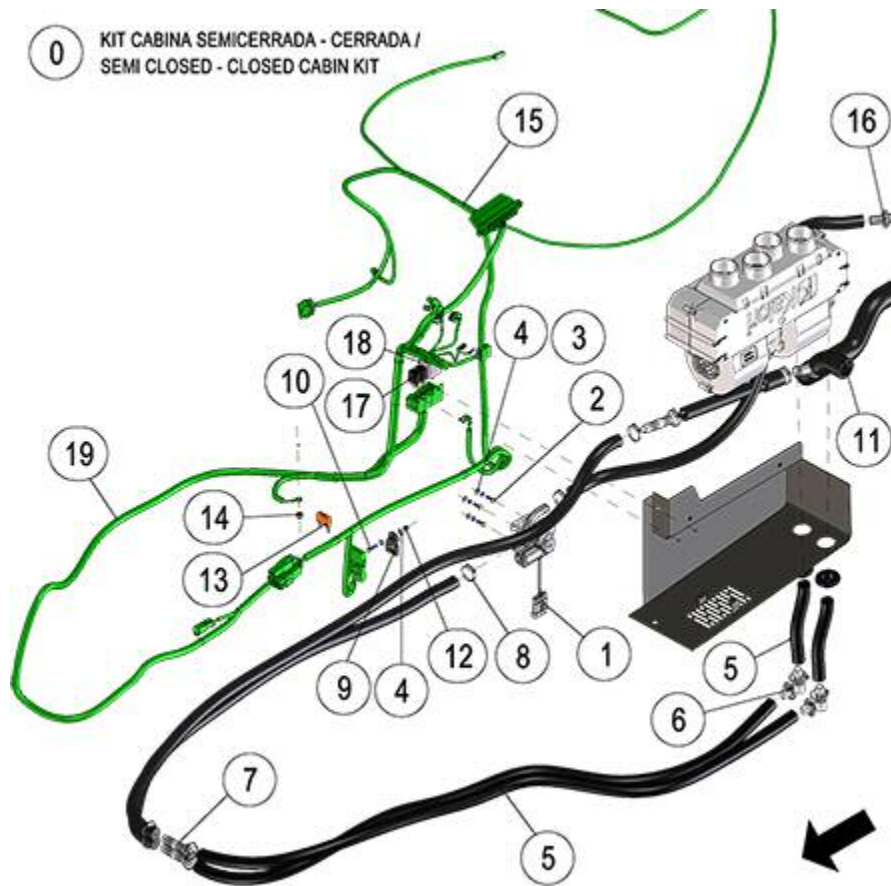


FIGURE	REFERENCE	DENOMINATION	AMOUNT
001	24.13130.00		1
002	603.05015.86	SCREW DIN933	3
003	104.05000.00	WASHER DIN7980 D5	3
004	101.05000.66	WASHER DIN125 D5	5
005	464.03024.00	TUBE	1
006	32.08265.00	RACORD C90M/M D16XD12 PLASTIC	2
007	32.08243.00	FITTING M/M RECTUM 16X12X76	3
008	912.20032.00	CLAMP	13
009	24.11132.00		1
010	603.05020.86	SCREW DIN933 M5x20	1
011	24.02517.00		1
012	711.05000.66	NUT DIN982 M5	1
013	32.11027.00	BIG SIZE FUSE 40A	1
014	711.08000.66	NUT DIN982 M8	1
015	24.11008.00		1
016	08.00301.02	NIPPLE M/TB	1



017	IM.20026.03	MICRO RELAY WITH DIODE	2
018	43.01530.02	RELAY 40 AMP. 5 CONTAC. 6.3MM	1
019	24.11007.00		1

### 13. ACCESSORIES

#### CLOSED CABIN (3)

CHASSIS: 87348

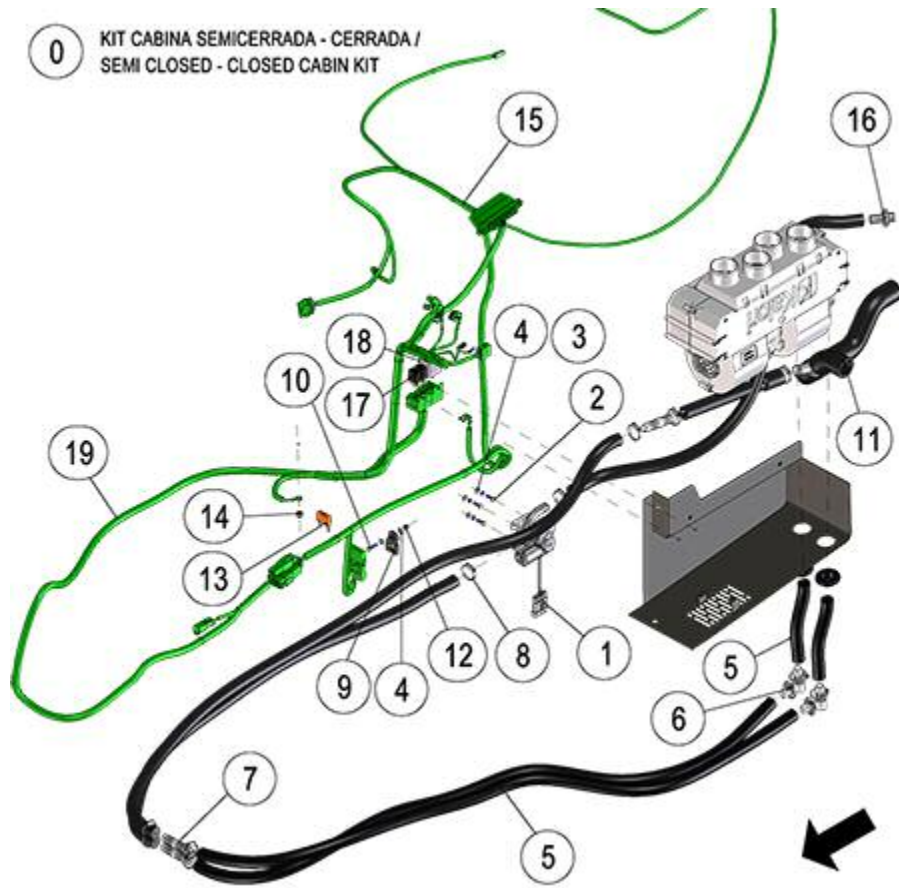


FIGURE	REFERENCE	DENOMINATION	AMOUNT
001	24.13113.00	CONTROLLER VALVE	1
002	603.05015.86	SCREW DIN933	3
003	104.05000.00	WASHER DIN7980 D5	3
004	101.05000.66	WASHER DIN125 D5	5
005	464.03024.00	TUBE	1
006	32.08265.00	RACORD C90M/M D16XD12 PLASTIC	2
007	32.08243.00	FITTING M/M RECTUM 16X12X76	3
008	912.20032.00	CLAMP	13
009	24.11132.00		1
010	603.05020.86	SCREW DIN933 M5x20	1
011	24.02517.00		1
012	711.05000.66	NUT DIN982 M5	1
013	32.11027.00	BIG SIZE FUSE 40A	1
014	711.08000.66	NUT DIN982 M8	1
015	24.11008.00		1

016	08.00301.02	NIPPLE M/TB	1
017	IM.20026.03	MICRO RELAY WITH DIODE	2
018	43.01530.02	RELAY 40 AMP. 5 CONTAC. 6.3MM	1
019	24.11007.00		1

**COMMENTS**

---

PM.00049

### 13. ACCESSORIES

#### CLOSED CABIN (3)

CHASSIS: 89342

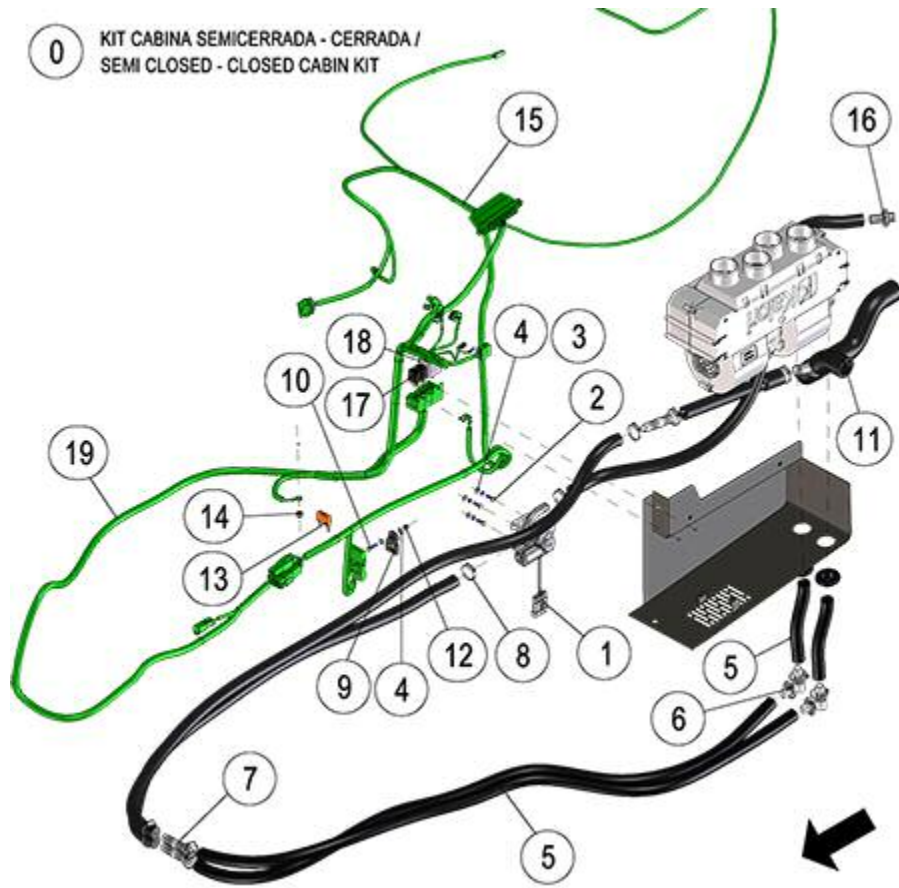


FIGURE	REFERENCE	DENOMINATION	AMOUNT
001	24.13113.00	CONTROLLER VALVE	1
002	603.05015.86	SCREW DIN933	3
003	104.05000.00	WASHER DIN7980 D5	3
004	101.05000.66	WASHER DIN125 D5	5
005	24.13127.00	TUBE MATERIAL	1
006	32.08265.00	RACORD C90M/M D16XD12 PLASTIC	2
007	32.08243.00	FITTING M/M RECTUM 16X12X76	3
008	912.20032.00	CLAMP	13
009	24.11132.00		1
010	603.05020.86	SCREW DIN933 M5x20	1
011	24.02517.00		1
012	711.05000.66	NUT DIN982 M5	1
013	32.11027.00	BIG SIZE FUSE 40A	1
014	711.08000.66	NUT DIN982 M8	1
015	24.11008.00		1

016	08.00301.02	NIPPLE M/TB	1
017	IM.20026.03	MICRO RELAY WITH DIODE	2
018	43.01530.02	RELAY 40 AMP. 5 CONTAC. 6.3MM	1
019	24.11007.00		1

**COMMENTS**

---

PM.00076

### 13. ACCESSORIES

#### CLOSED CABIN (3)

CHASSIS: 90164

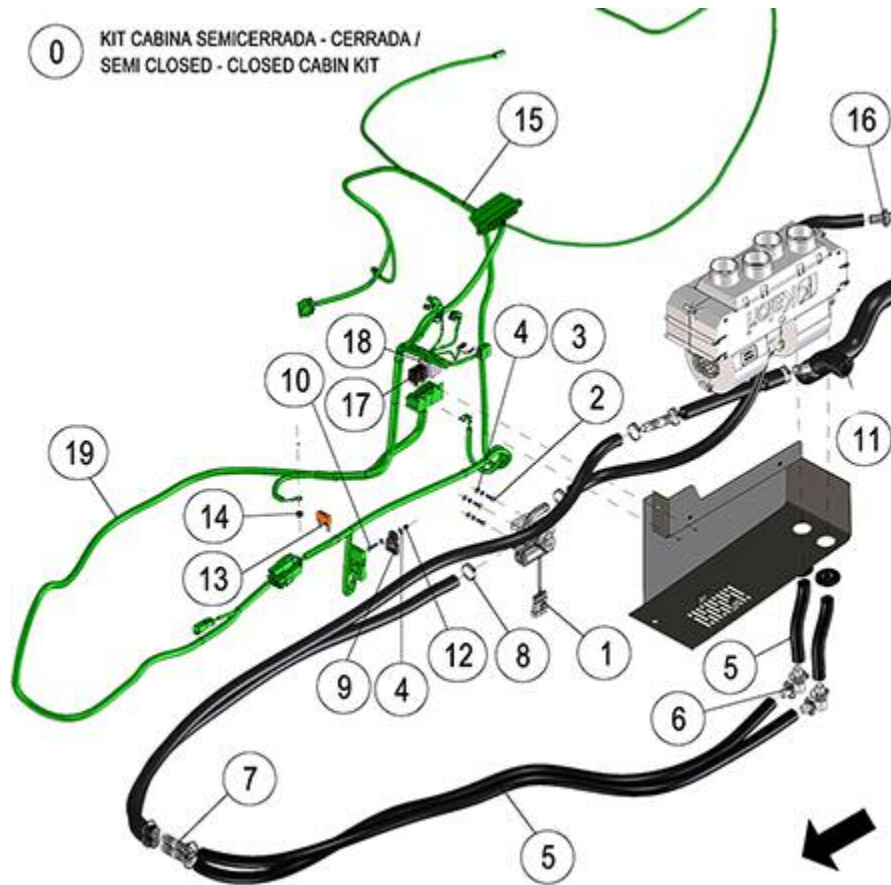


FIGURE	REFERENCE	DENOMINATION	AMOUNT
001	24.13113.00	CONTROLLER VALVE	1
002	603.05015.86	SCREW DIN933	3
003	104.05000.00	WASHER DIN7980 D5	3
004	101.05000.66	WASHER DIN125 D5	5
005	24.13127.00	TUBE MATERIAL	1
006	32.08265.00	RACORD C90M/M D16XD12 PLASTIC	2
007	32.08243.00	FITTING M/M RECTUM 16X12X76	3
008	912.20032.00	CLAMP	13
009	24.11132.00		1
010	603.05020.86	SCREW DIN933 M5x20	1
011	24.02517.00		1
012	711.05000.66	NUT DIN982 M5	1
013	32.11027.00	BIG SIZE FUSE 40A	1
014	711.08000.66	NUT DIN982 M8	1
015	24.11008.00		1

016	08.00301.02	NIPPLE M/TB	1
017	IM.20026.03	MICRO RELAY WITH DIODE	2
018	43.01530.04	RELAY 40A WITH DIODE	1
019	24.11007.00		1



### 13. ACCESSORIES AIR CONDITIONING (1)

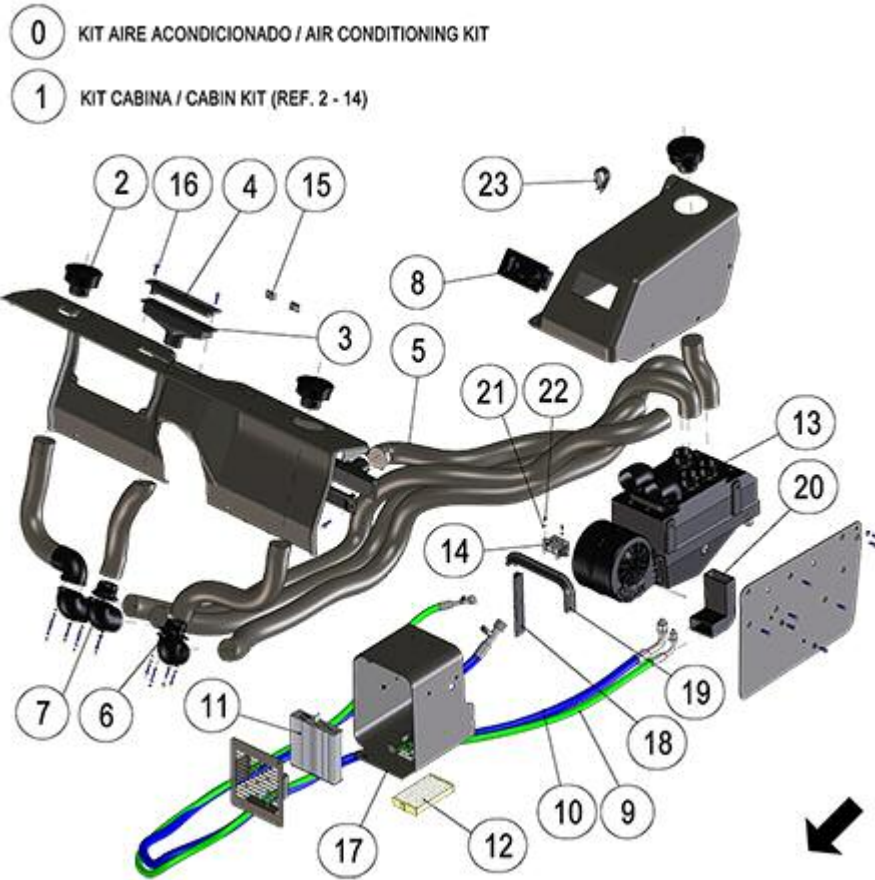


FIGURE	REFERENCE	DENOMINATION	AMOUNT
001	24.13100.00	AIR CONDITIONING KIT	1
002	24.13107.00	BUSH	3
003	24.13111.00	FITTING	2
004	24.13110.00	GRILLE	2
005	489.00045.00	FITTING	1
006	24.13108.00	FITTING	4
007	24.13109.00	FITTING	2
008	24.13114.00	VALVE	1
009	24.13023.00	HOSE	1
010	24.13024.00	HOSE	1
011	24.13105.00	AIR FILTER	1
012	24.13106.00	AIR FILTER	1
013	24.13101.00	KARTEL	1
014	24.13118.00	ELECTRONIC THERMOSTAT	1
015	727.06004.86	CAGED NUT M6x4	2
016	635.04822.67	SCREW	4



017	24.13141.00	EVAPORATOR BOX	1
018	472.00410.00	RUBBER PROFILE 22X22	1
019	472.00411.00	RUBBER PROFILE MAT.	1
020	488.00050.00	ASPHALT CLOTH	1
021	101.03000.67	WASHER DIN125 D3	2
022	615.03008.66	SCREW	2
023	830.02508.00	CLAMP TIE D25x8	1

### 13. ACCESSORIES

#### AIR CONDITIONING (2)

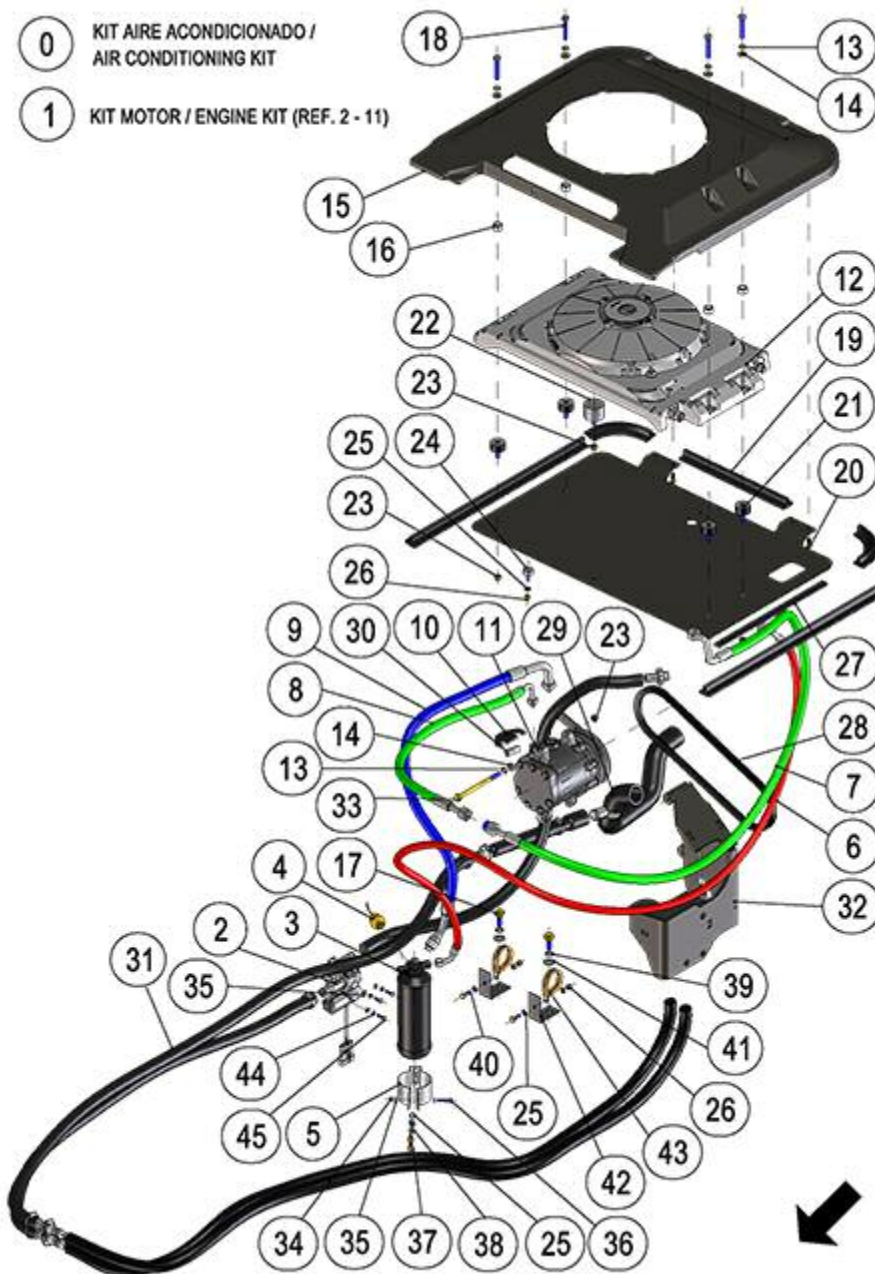


FIGURE	REFERENCE	DENOMINATION	AMOUNT
001	24.13020.00	AIR CONDITIONING PIPES KIT	1
002	24.13113.00	CONTROLLER VALVE	1
003	24.13102.00	FILTER DRIER	1
004	24.13103.00	AIR CONDITIONING SWITCH	1
005	24.13104.00	CLAMP	1
006	24.13022.00	HOSE	1
007	24.13021.00	HOSE	1

008	24.13026.00	HOSE	1
009	24.13025.00	HOSE	1
010	24.13125.00	CLAMP	1
011	24.13116.00	COMPRESSOR	1
012	24.13115.00	CONDENSER	1
013	104.08000.00	WASHER DIN7980 D8	5
014	101.08000.66	WASHER DIN125 D8	5
015	24.13160.00		1
016	48.03491.00	BUSH	4
017	620.10025.97	SCREW	2
018	603.08045.86	SCREW DIN933	4
019	472.00411.00	RUBBER PROFILE MAT.	1
020	630.06020.96	SCREW ISO7380 M6x20	4
021	24.13149.00		4
022	08.00107.00	BUTT	2
023	711.08000.66	NUT DIN982 M8	6
024	60.01926.00	RUBBER TOP 20X8.5 M6X165	1
025	101.06000.66	WASHER DIN125 D6	7
026	711.06000.66	NUT DIN982 M6	1
027	472.04015.00	RUBBER PROFILE MAT.	1
028	24.13161.00		1
029	24.02517.00		1
030	802.00003.00		1
031	464.03024.00	TUBE	1
032	24.13146.00	COMPRESSOR SUPPORT	1
033	604.08120.86	SCREW	1
034	711.05000.66	NUT DIN982 M5	1
035	101.05000.66	WASHER DIN125 D5	5
036	603.05025.87	SCREW	1

**13. ACCESSORIES**  
**AIR CONDITIONING (2)**

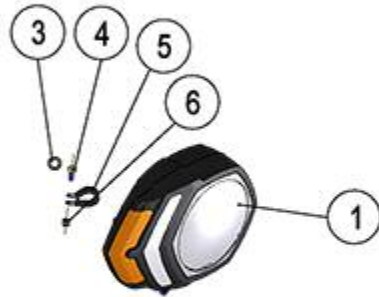
FIGURE	REFERENCE	DENOMINATION	AMOUNT
037	603.06015.86	SCREW DIN933 M6x15	2
038	104.06000.00	WASHER DIN7980 D6	2
039	104.10000.00	WASHER DIN7980 D10	2
040	603.06020.86	SCREW DIN933 M6x20	2
041	101.10000.66	WASHER DIN125 D10	2

042	55.10127.00	PROFILE 60x60x30	2
043	830.04006.00	CLAMP LOOP D40x6	2
044	104.05000.00	WASHER DIN7980 D5	3
045	603.05015.86	SCREW DIN933	3

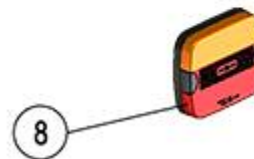
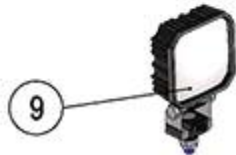
### 13. ACCESSORIES LIGHTS

DELANTERAS / FRONT

7 TRAMO ELÉCTRICO / WIRING



TRASERAS / REAR



COMANDOS / CONTROLS



FIGURE	REFERENCE	DENOMINATION	AMOUNT
001	24.11142.00	RIGHT FRONT MULTIFUNCTION LIGHT	1
002	24.11141.00	LEFT FRONT MULTIFUNCTION LIGHT	1
003	16.01155.00	GROMMET D11XD15XD19X4X8	4
004	603.06015.86	SCREW DIN933 M6x15	2



005	824.15000.00	CLAMP LOOP	2
006	711.06000.66	NUT DIN982 M6	2
007	24.11005.00		1
008	66.11125.00	MULTIFUNCTION LED LIGHT REAR	2
009	24.11143.00	REVERSING LIGHT	1
010	24.11114.00		1
011	24.11130.00	CAP	1
012	66.11135.00	SWITCH WARNING LED	1
013	24.11101.00		1
014	24.11001.00		1
014	24.11001.00		1
015	24.11144.00		1
016	66.11104.00	DISPLAY PROGRAMMABLE LCD 4" COL	1
017	32.08172.00	MAIN SWITCH WITH KEY ASSEMBLY	1
018	48.11590.01	NC CONTACTOR FOR EMERGENCY STOP	1
019	48.11590.00	SWITCH EMERGENCY 1 CONTACTOR NC	1
020	IM.20026.03	MICRO RELAY WITH DIODE	2
021	66.11130.00	RESISTOR SMART LIGHT LED	4

### 13. ACCESSORIES

#### NUMBER PLATE LAMP

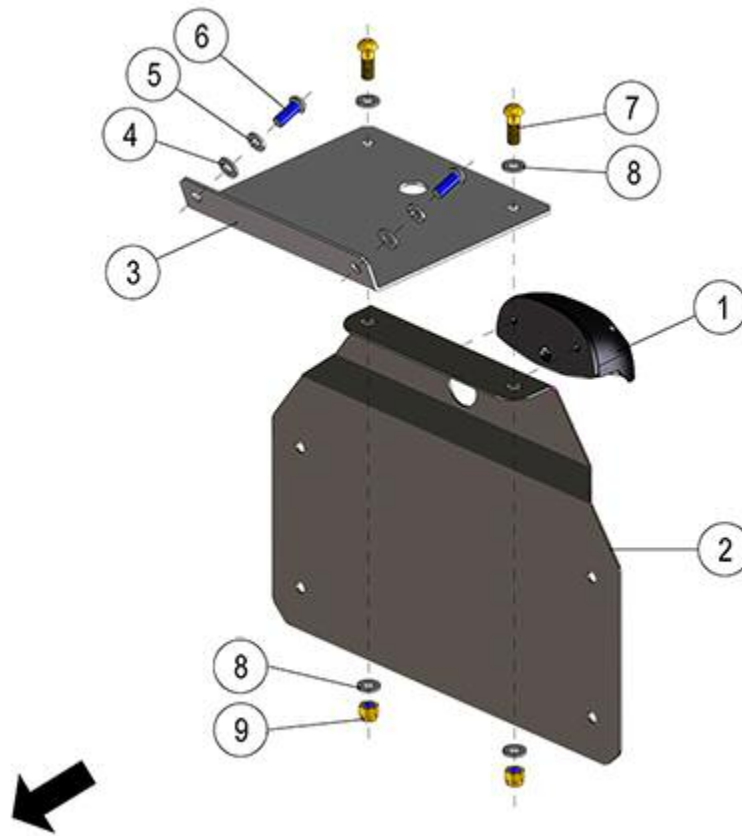


FIGURE	REFERENCE	DENOMINATION	AMOUNT
001	24.11143.00	REVERSING LIGHT	1
002	66.13300.00	NUMBER PLATE SUPPORT 250x196x30x1.5 (7022)	1
003	20.09208.01	SUPPORT 135X140X22	1
004	101.06000.66	WASHER DIN125 D6	2
005	104.06000.00	WASHER DIN7980 D6	2
006	630.06015.96	SCREW ISO7380 M6x15	2
007	630.06020.96	SCREW ISO7380 M6x20	2
008	101.06000.66	WASHER DIN125 D6	4
009	711.06000.66	NUT DIN982 M6	2



### 13. ACCESSORIES WORK LIGHTS

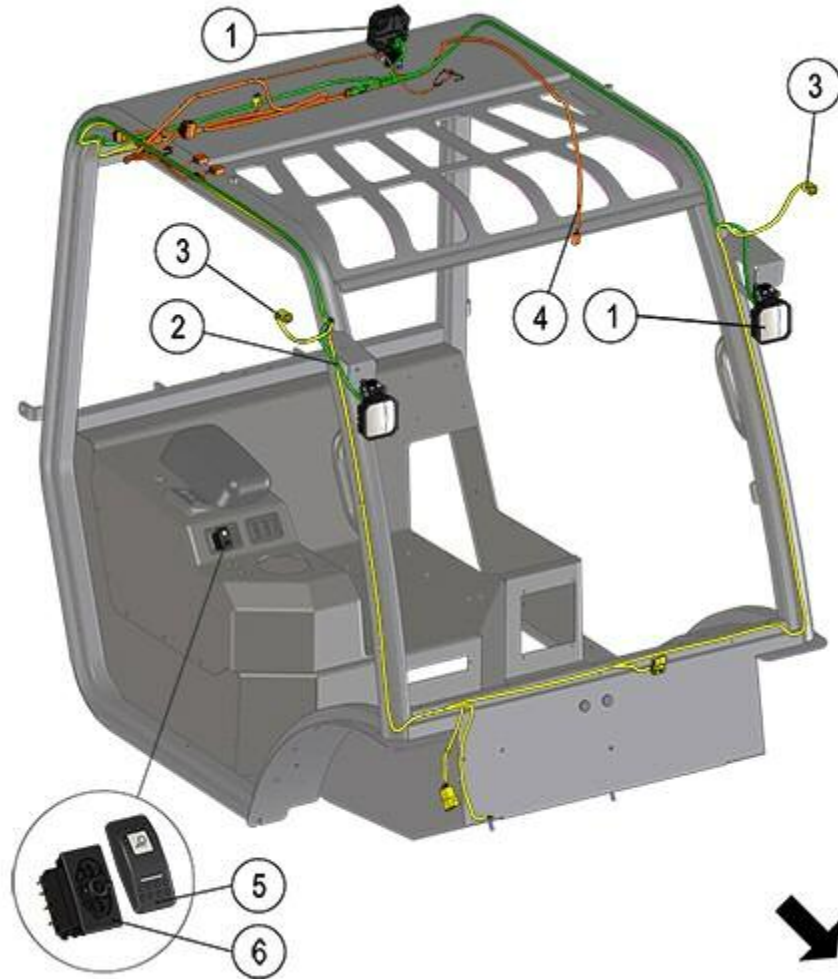


FIGURE	REFERENCE	DENOMINATION	AMOUNT
001	24.11143.00	REVERSING LIGHT	3
002	24.11012.00		1
003	24.11005.00		1
004	24.11009.00		1
005	24.11116.00		1
006	48.11563.00	SWITCH ON-ON 2P	1

### 13. ACCESSORIES

#### SEAT (OPTIONAL)



FIGURE	REFERENCE	DENOMINATION	AMOUNT
001	24.08004.00		1

### 13. ACCESSORIES RADIO

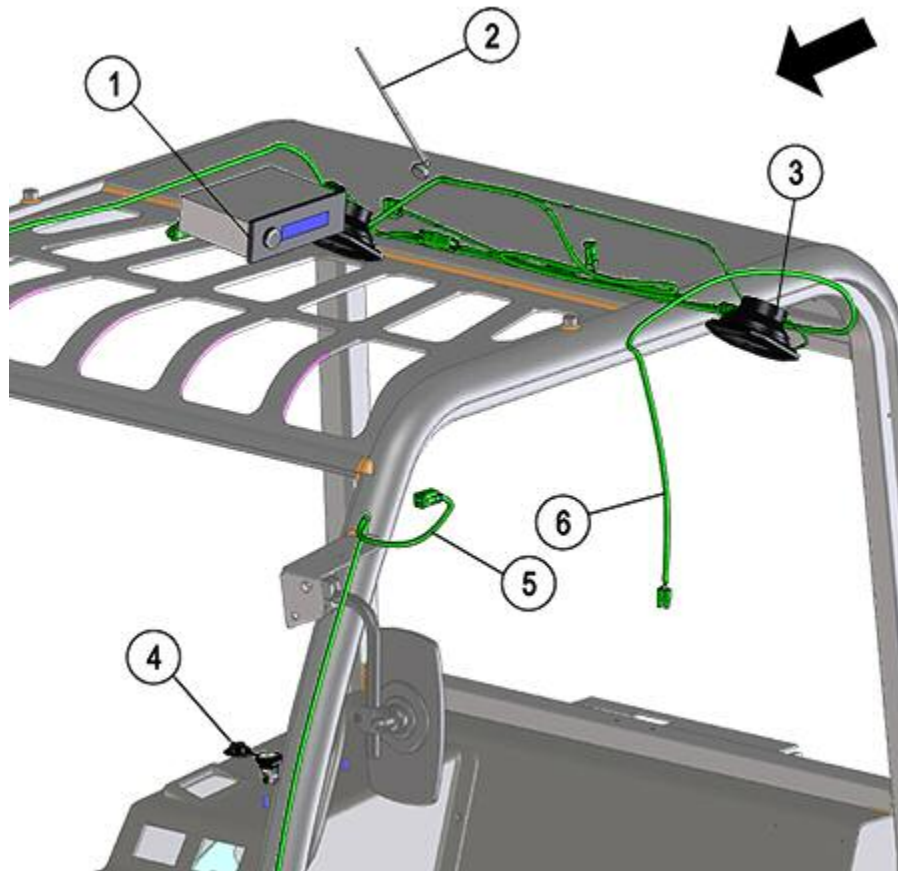


FIGURE	REFERENCE	DENOMINATION	AMOUNT
001	24.11149.00	RADIO	1
002	46.11039.00	ELECTRICAL EQUIPMENT	1
003	24.11150.00	SPEAKER	2
004	24.11148.00	CONNECTOR	1
005	24.11005.00		1
006	24.11009.00		1

### 13. ACCESSORIES

#### CYCLONIC FILTER



FIGURE	REFERENCE	DENOMINATION	AMOUNT
001	43.01215.00		1

### 13. ACCESSORIES

#### LOAD PROTECTOR 1250MM

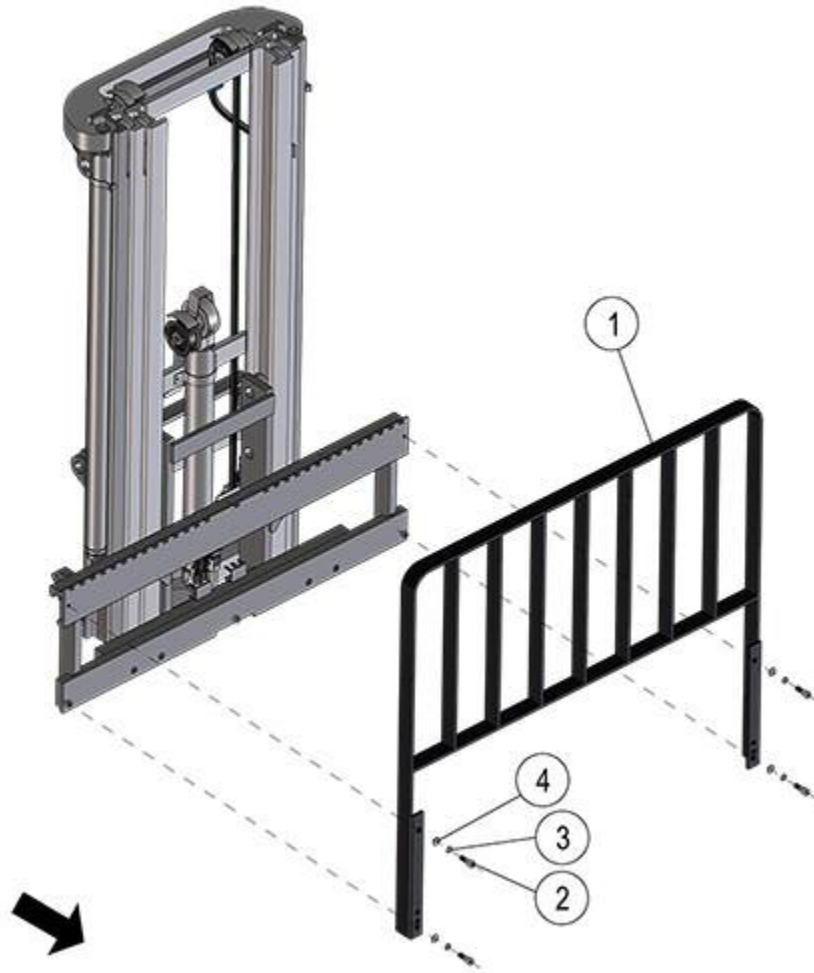


FIGURE	REFERENCE	DENOMINATION	AMOUNT
001	10.16502.01	LOAD PROTECTOR 60X1200X1260	1
002	601.12030.86	SCREW DIN912	4
003	104.12000.00	WASHER DIN7980 D12	4
004	101.12000.66	WASHER DIN125 D12	4

### 13. ACCESSORIES

#### LOAD PROTECTOR 1600MM

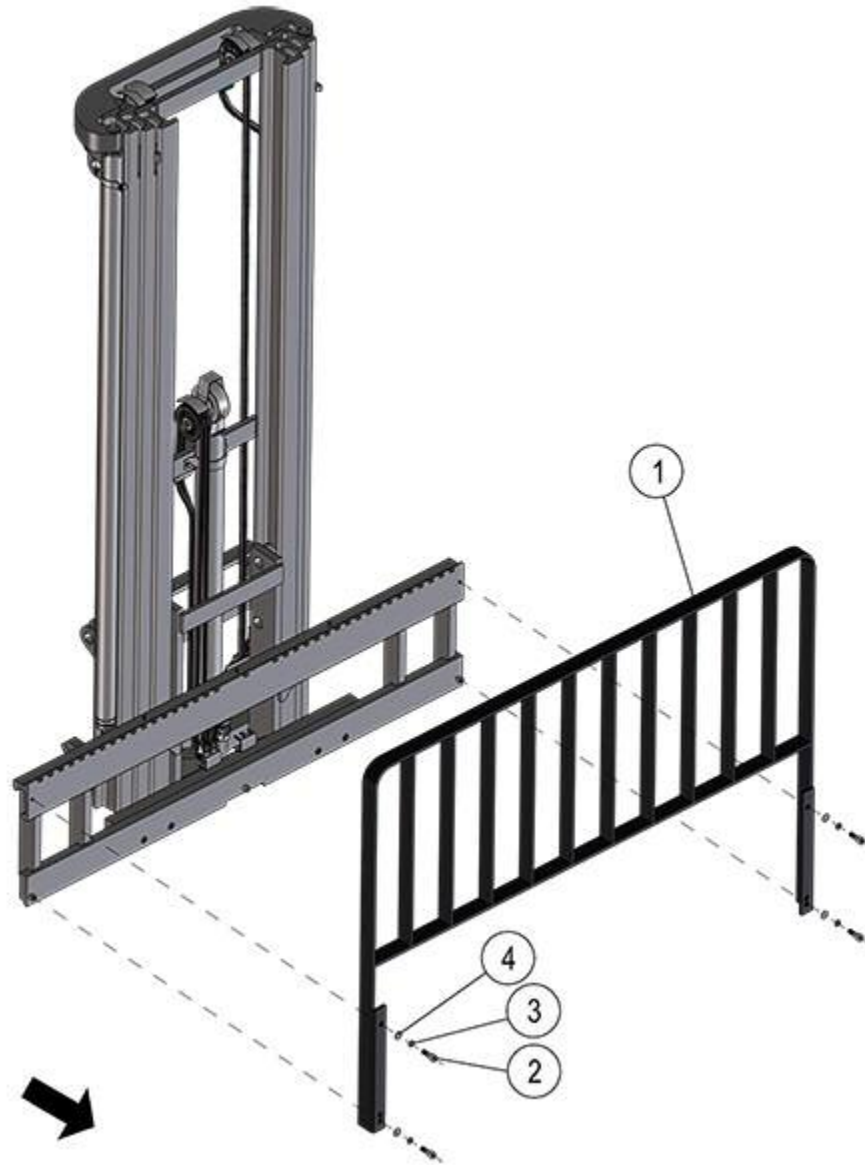


FIGURE	REFERENCE	DENOMINATION	AMOUNT
001	20.09200.01	LOAD PROTECTOR 60X1200X1600	1
002	601.12030.86	SCREW DIN912	4
003	104.12000.00	WASHER DIN7980 D12	4
004	101.12000.66	WASHER DIN125 D12	4

# INDEX

---

**00. MAINTENANCE**

Filters kit	2
-------------	---

**02. ENGINE**

Kubota Engine	3
EXHAUST PIPE	4
INLET	5
DELIVERY	6
DELIVERY - 87427	8
Radiator (Part 1)	9
Radiator (Part 1) - 87000	11
Radiator (Part 2)	13
SUSPENSION	14

**03. TRANSMISSION**

Hydrostatic transmission	15
Hydrostatic engine	16
Hydrostatic engine - 88626	17
GEARBOX	18
UNIVERSAL JOINT	20
FRONT AXLE (1)	21
FRONT AXLE (2)	22
FRONT AXLE (3)	23
FRONT AXLE (4)	24
FRONT AXLE (5)	25
FRONT AXLE (6)	26
FRONT AXLE (7)	27
REAR AXLE (1)	28
REAR AXLE (1) - 88422	29
REAR AXLE (2)	30
REAR AXLE (3)	31
REAR AXLE (4)	32
REAR AXLE (5)	34
REAR AXLE (6)	35
REAR AXLE (7)	37

**04. CHASSIS**

Chassis	39
Chassis - 88422	40

**04. CHASSIS AND SUPPORTS**

01.CHASSIS AND STRUCTURAL SUPPORTS	41
------------------------------------	----

**05. ACTUATORS**

BRAKES	42
ACCELERATOR	43
CLUTCH	44

**06. STEERING**

STEERING	45
STEERING - 87807	46

**07. WHEELS**

FRONT WHEELS	47
REAR WHEELS	48

**08. BODYWORK**

SHEETS (1)	49
SHEETS (2)	50
SHEETS (2) - 87290	51
CABIN (1)	52
CABIN (2)	53
CABIN (3)	54
CABIN (3) - 88518	55
COUNTERWEIGHT	56
Joystick lever	57

**09. MAST**

01. FORKS	58
02. TILTING CYLINDER	59

**09. MAST 3.30M DUPLEX**

01. FULL MAST	60
02. MASTS AND SIDE SHIFT	61



03. MAST COMPONENTS	62
04. HYDRAULIC SYSTEM	64
05. SIDE-SHIFT PANEL 1600/1260MM	65
06. HYDRAULIC 4th VALVE	66
<b>09. MAST 3.70M TRIPLEX</b>	
01. FULL MAST	67
02. MASTS AND SIDE SHIFT	68
03. MAST COMPONENTS	69
04. HYDRAULIC SYSTEM	71
05. SIDE-SHIFT PANEL 1600/1260MM	72
06. HYDRAULIC 4th VALVE	73
<b>09. MAST 4.30M TRIPLEX</b>	
01. FULL MAST	74
02. MASTS AND SIDE SHIFT	75
03. MAST COMPONENTS	76
04. HYDRAULIC SYSTEM	78
05. SIDE-SHIFT PANEL 1600/1260MM	79
06. HYDRAULIC 4th VALVE	80
<b>09. MAST 5.40M TRIPLEX</b>	
01. FULL MAST	81
02. MASTS AND SIDE SHIFT	82
03. MAST COMPONENTS	83
04. HYDRAULIC SYSTEM	85
05. SIDE-SHIFT PANEL 1600/1260MM	86
06. HYDRAULIC 4th VALVE	87
<b>10. HYDRAULIC INSTALLATION</b>	
Distributor	88
Valves	89
Hydraulic tank	90
Hydraulic tank - 88901	91
Oil tank	92
Service diagram	93
Service diagram - 87456	95
Service diagram - 90087	97

Transmission diagram 99

### **11. ELECTRIC INSTALLATION**

FLASHING BEACON	101
BUZZERS	102
Switches	103
Switches - 90306	104
ELECTRICAL CONTROL SYSTEMS	105
ELECTRICAL CONTROL SYSTEMS - 90164	106
BATTERY	107
WIRING HARNESS (PART 1)	108
WIRING HARNESS (PART 1) - 87575	109
WIRING HARNESS (PART 2)	110
WIRING HARNESS (PART 3)	111
WIRING HARNESS (PART 3) - 87032	112
WIRING HARNESS (PART 3) - 87610	113
WIRING HARNESS (PART 3) - 90306	114

### **12. FINISHES**

STICKERS & PLATES (PART 1)	115
STICKERS & PLATES (PART 2)	116
STICKER ENGLAND	117
GERMAN STICKERS	118
STICKER FRANCE	119
ITALY STIKERS	120
Tools bag	121

### **13. ACCESSORIES**

HALF-CLOSED CABIN	122
HALF-CLOSED CABIN - 87386	124
CLOSED CABIN (1)	126
CLOSED CABIN (2)	128
CLOSED CABIN (2) - 87348	130
CLOSED CABIN (2) - 89342	132
CLOSED CABIN (3)	134
CLOSED CABIN (3) - 87348	135
CLOSED CABIN (3) - 89342	136
CLOSED CABIN (3) - 90164	137
AIR CONDITIONING (1)	138

AIR CONDITIONING (2)	139
LIGHTS	141
Number plate lamp	142
WORK LIGHTS	143
SEAT (OPTIONAL)	144
RADIO	145
CYCLONIC FILTER	146
LOAD PROTECTOR 1250MM	147
LOAD PROTECTOR 1600MM	148